



Our kids are our passion.™



Adult Manual Wheelchair



Yes, you can.®

2241 N Madera Rd Simi Valley, CA 93065 Phone: (800) 331-8551 Fax: (888) 582-1509 www.freedomdesigns.com

Date: _____ Buyer: _____
 Company: _____
 Marked For: _____
 Email: _____

Quote Order PO# _____
 Location: _____
 Phone: _____
 Fax: _____

Description	Part No.	Retail
Transport Optional Base		
CGX Adult Rigid Transport Optional	(E1161) CGX-30302	\$2963
Note: Transportation Option selected separately below.		
Note: Includes Freedom Future Fit Program.		
Transportation Option		
Note: Used when Transport Optional frame is selected above.		
Transportation Package	CGX-99998	\$ 250
Note: Must be installed by Freedom Designs manufacturing.		
Note: Not available with all vent and battery trays.		
Note: Freedom's combination of customized seating and wheelchair frames are WC19 crash test approved.		
Note: Most Freedom seating, hardware, and positioning accessories have been WC20 tested and approved for transit.		

Description	Part No.	Retail
Transport Included Base		
CGX Adult Rigid Transport Included	(E1161) CGX-30303	\$3119
Note: Includes Freedom Future Fit Program.		
Note: Not available with all vent and battery trays.		

Seat Rail Options		
Note: Not available with X-wide frame.		
Note: Not available with ALL Contracture, 2D & 3D Dynamic footrest systems.		
CGX LEAF Seat Frame- Pair	(K0108) CGX-30324	\$ 714
CGX LEAF Seat Frame- Left	(K0108) CGX-30324-L	\$ 357
CGX LEAF Seat Frame- Right	(K0108) CGX-30324-R	\$ 357
Note: LEAF (Lower Extremity Accommodation Frame) front frame angle adjusts 22° from midline for abduction, adduction, and windswept lower extremity positioning.		
Note: Freedom customized seats can be ordered to fit pre-configured LEAF frame models.		
Note: No seating system is provided with CGX frames. A seating system must be purchased separately.		
CGX SRO Seat Frame- Pair	(K0108) CGX-30325	\$ 306
CGX SRO Seat Frame- Left	(K0108) CGX-30325-L	\$ 153
CGX SRO Seat Frame- Right	(K0108) CGX-30325-R	\$ 153
Note: SRO is manufactured without standard footrest hanger attachments.		
Note: SRO is used when customer attaches leg/footrest(s) directly to the underside of the solid seat.		





Tilt Activations		
Foot Activated Tilt	CGX-30273	n/c

Description	Part No.	Retail
Vent & Battery Trays		
Note: Vent Ready Base required for all vent trays.		
Note: All vent and battery trays not with transport.		
Note: All vent and battery trays best with standard 90° bend push handles and push button angle adjustable stroller handle extensions.		
Vent Ready Base	(K0108) CGX-30331	\$ 459
Note: Includes Push Button Adjustable Stroller Handle, Tilt Foot Pedal Extension For LP10 style vent and battery tray on frames 16" wide and greater.		
Vent Tray - Fixed	(E1029) 11-7000	\$ 439
Battery Tray - Fixed	(K0108) 11-8000	\$ 429
Quick Release Tray Hardware	(E1028) 563	\$ 272
Note: For LP10 style vent and battery tray on frames 16" wide and greater.		
Note: Vent tray is full width of the frame and 11" deep.		
Note: Battery tray is 4" narrower than frame width and 10" deep.		

Description	Part No.	Retail
Frame Colors		
Sugar Cookie	n/c	Pacific Blue n/c
Neon Yellow	n/c	Blue Blast n/c
Yellow	n/c	Electric Blue
Bright Pink	n/c	Galaxy Blue n/c
Pink Parfait	n/c	Passion Purple n/c
Sugar Plum	n/c	Octane Orange n/c
Vigorous Violet	n/c	Red Sunset n/c
Candy Violet	n/c	Really Red n/c
Candy Raspberry	n/c	Fiery Red
Extreme Green	n/c	Twilight n/c
Sparkle Green	n/c	Stormy Grey
Mystic Teal	n/c	Black n/c
Blizzard Blue		

Frame Dimensions		
Specify Frame Width Setting		
Medium Frame Width - Adjusts 12" to 16"	CGX-30220	n/c
Specify Seat Frame Width Setting:		
12"	13"	14" 15" 16"
Specify Base Frame Width Setting:		
14"	15"	16"
Medium Frame Depth - Adjusts 12" to 16"		
12"	CGX-30549	n/c
13"	CGX-30504M	n/c
14"	CGX-30505M	n/c
14"	CGX-30506M	n/c
15"	CGX-30521M	n/c
16"	CGX-30522M	n/c
17" Must select 2" Seat Rail Extension below	CGX-30523M	n/c
18" Must select 2" Seat Rail Extension below	CGX-30524M	n/c
2" Seat Rail Extension - Pair	CGX-30525	\$ 26
Note: Frame widths measured across and from outside of seat frame tubes.		
Note: Must select 2" Seat Rail Extensions for 17" & 18" frame depths		

Date: _____ PO# _____ Marked For: _____

Description	Part No.	Retail	Description	Part No.	Retail
<p align="center">Frame Dimensions (continued)</p> <p align="center">Specify Frame Width Setting</p> <p>Long Frame Width - Adjusts 14" to 18" CGX-30240 n/c</p> <p>Specify Seat Frame Width Setting:</p> <p>14" 15" 16" 17" 18"</p> <p>Specify Base Frame Width Setting: CGX-30261</p> <p>14" 15" 16" 17" 18"</p> <p>Long Frame Depth - Adjusts 14" to 18"</p> <p>14" CGX-30550 n/c</p> <p>15" CGX-30506L n/c</p> <p>16" CGX-30521L n/c</p> <p>17" CGX-30522L n/c</p> <p>18" CGX-30523L n/c</p> <p>19" CGX-30524L n/c</p> <p>19" Must select 2" Seat Rail Extension below CGX-30529L n/c</p> <p>20" Must select 2" Seat Rail Extension below CGX-30530L \$ 500</p> <p>** 21" Must select 3" Seat Rail Extension below CGX-30531L \$ 500</p> <p>**Note: 21" frame depth is limited to 45 degrees of tilt.</p> <p>2" Seat Rail Extension - Pair CGX-30525 \$ 26</p> <p>3" Seat Rail Extension - Pair CGX-30530 \$ 26</p> <p>Note: Frame widths measured across and from outside of seat frame tubes.</p> <p>Note: Must select 2" Seat Rail Extensions for 19" & 20" frame depths.</p> <p>Note: Must select 3" Seat Rail Extensions for 21" frame depths.</p> <p>X-Wide Frame Width - Adjusts 18" to 22" CGX-30533 n/c</p> <p>Specify Seat Frame Width Setting:</p> <p>18" CGX-18-W-XL n/c</p> <p>19" CGX-19-W-XL n/c</p> <p>20" CGX-20-W-XL \$ 400</p> <p>21" CGX-21-W-XL \$ 400</p> <p>22" CGX-22-W-XL \$ 400</p> <p>Specify Base Frame Width Setting: CGX-30261</p> <p>18" 19" 20" 21" 22"</p> <p>X-Long Frame Depth - Adjusts 18" to 20"</p> <p>18" CGX-30534 n/c</p> <p>19" CGX-30528-XL n/c</p> <p>20" CGX-30529-XL n/c</p> <p>21" CGX-30530-XL \$ 500</p> <p>22" CGX-30531-XL \$ 500</p> <p>23" CGX-30532-XL \$ 900</p> <p>23" Must select 2" Seat Rail Extension below CGX-30535-XL \$ 900</p> <p>24" Must select 2" Seat Rail Extension below CGX-30536-XL \$ 900</p> <p>◇◇ 25" Must select 3" Seat Rail Extension below CGX-30537-XL \$ 900</p> <p>◇◇Note: 25" frame depth is limited to 45 degrees of tilt.</p> <p>‡‡ 26" Must select 4" Seat Rail Extension below CGX-30538-XL \$ 900</p> <p>‡‡ Note: 26" frame depth is limited to 40 degrees of tilt.</p> <p>2" Seat Rail Extension - Pair CGX-30525 \$ 26</p> <p>3" Seat Rail Extension - Pair CGX-30530 \$ 26</p> <p>4" Seat Rail Extension - Pair CGX-30531 \$ 26</p> <p>Note: Not available with Leaf or SRO seat frame.</p> <p>Note: X-Wide frame not available with ANY Specialized Footrest System</p> <p>Note: Frame widths measured across and from outside of seat frame tubes.</p> <p>Note: Must select 2" Seat Rail Extensions for 19" & 20" frame depths.</p> <p>Note: Must select 3" Seat Rail Extensions for 25" frame depths.</p> <p>Note: Must select 4" Seat Rail Extensions for 26" frame depths.</p>			<p align="center">Back Post Tubes (continued)</p> <p>Super Reclining Reduced Shear Back CGX-30562 \$ 918</p> <p>Super Reclining Reduced Shear Back with Push Button, Angle-Adjustable Folding Stroller Handle Extension CGX-30564 \$1122</p> <p>Note: Pivot point is 2.5" above the seat rail.</p> <p>Note: Recline range is 65° from 97° to 162°.</p> <p>Note: Includes height adjustable back post tubes for 21" -27" heights.</p> <p>Note: Available with standard 90° push handles only.</p> <p>Note: Only compatible with Push Button, Angle-Adjustable Folding Stroller Handle Extension.</p> <p>Note: Does not allow the back post tubes to fold forward.</p> <p align="center">Back Post Height</p> <p>Note: Back Posts are measured from top of seat rail to top of handle bend.</p> <p>Short Push Handle - 20" high CGX-30515 n/c</p> <p>Medium Push Handle - 23" high CGX-30514 n/c</p> <p>Tall Push Handle - 26" high CGX-30516 n/c</p> <p align="center">Stroller Handle Extensions</p> <p>Note: All stroller handle ext. add approximately 6.5" to push handle height.</p> <p>Note: All stroller/push handle extensions except Individual include a black neoprene wrap around pad.</p> <p>Note: ALL stroller/push handle extensions not available with Adjustable height back posts.</p> <div style="display: flex; justify-content: space-around; align-items: center;">     </div> <p align="center">-30560 -30570/5 -30580/5 -30517</p> <p>Push Handle Extension - Width Adjustable ^{NEW} CGX-30560 n/c</p> <p>Push Button, Angle-Adjustable Folding Stroller Handle Extension ^{NEW} CGX-30570 \$ 112</p> <p>Note: Available 10W-15W wheelchair frames only. For frames wider than 15W must choose Heavy Duty below.</p> <p>Note: Not removable, but allows frame to fold.</p> <p>Note: Mounts direct to back post push handle.</p> <p>Push Button, Angle-Adjustable Folding Stroller Handle Extension - Heavy Duty ^{NEW} CGX-30575 \$ 179</p> <p>Note: Available 10W-22W wheelchair frames.</p> <p>Note: Not removable, but allows frame to fold.</p> <p>Note: Same as above but with metal hinge mechanism.</p> <p>Note: Mounts direct to back post push handle.</p> <p>Push Button, Angle-Adjustable, Folding Push Handle Extension ^{NEW} CGX-30580 \$ 112</p> <p>Note: Available 10W-15W wheelchair frames only. For frames wider than 15W must choose Heavy Duty below.</p> <p>Note: Not removable, but allows frame to fold.</p> <p>Note: Mounts direct to straight back post tubes.</p> <p>Push Button, Angle-Adjustable Folding Push Handle Extension - Heavy Duty ^{NEW} CGX-30585 \$ 179</p> <p>Note: Available 10W-22W wheelchair frames.</p> <p>Note: Not removable, but allows frame to fold.</p> <p>Note: Same as above but with metal hinge mechanism.</p> <p>Note: Mounts direct to straight back post tubes.</p> <p>Individual Stroller Handle Extensions Removable - Pair CGX-30517 \$ 102</p> <p>Note: Not compatible with ANY Super Reclining Reduced Shear Back.</p>		
<p align="center">Back Post Tubes</p> <p align="center">Specify Push Handle, Back Post and Extensions</p> <p>Standard 90° Bend Push Handles and Back Post Tubes CGX-30518 n/c</p> <p>Ergo Bend Push Handles and Back Post Tubes CGX-30519 n/c</p> <p>Note: All push/stroller handle extensions not recommended with Ergo Bend.</p> <p>Seating Dynamics Rocker Back (K0108) CGX-30542 \$1734</p> <p>Note: Angle adjustable from 72° to 108° in 6° increments.</p> <p>Note: Supplied with a complete set of 4 elastomers in different durometers to allow spring adjustment in the field.</p> <p>Note: Locks into a non-dynamic position when necessary.</p> <p>Note: Does not allow the back post tubes to fold forward.</p>			<p align="center">CGX Rider Weight Capacity is 225 lbs. – X-Wide 300 lbs.</p>		

Date: _____ PO# _____ Marked For: _____



Description	Part No.	Retail	Description	Part No.	Retail
Legrests, Footrests and Extensions			Legrests, Footrests and Extensions(continued)		
Legrests					
Omit Legrest Hangers & Footrests	CGX-33000		4.5" Heavy Duty ELR Extensions	CGX-36401	\$ 56
75° Pop-Up Swing Away Hangers	CGX-30280	n/c	4.5" Heavy Duty Extensions	CGX-36402	\$ 56
Note: Not available with high mount bracket.			Note: Heavy duty extensions do not telescope adjust. Footrests adjust vertically in length on heavy duty extension tubes.		
90° Pop-Up Swing Away Hangers	CGX-30281	n/c	6.5" Heavy Duty Extensions	CGX-36403	\$ 66
Note: Not available with 8" adjustable extensions.			Note: Heavy duty extensions do not telescope adjust. Footrests adjust vertically in length on heavy duty extension tubes.		
90° Pop-Up Swing Away Elevating Legrests (ELRs)	CGX-30279	\$ 255	High Mount Brackets	CGX-36407	\$ 102
Note: Not available with all length adjustable extensions.			Note: Includes flip-up mounting hardware for future growth adjustment.		
Note: Not available with 6.5" heavy duty extensions.			Note: Not available with all 75° hangers.		
75° Latch Style Swing Away Hangers	CGX-30282	n/c	Specify Knee to Heel Measurement _____" (see matrix page)		
Note: Not available with high mount bracket.			Legrests, Footrests and Extensions		
90° Latch Style Swing Away Hangers	CGX-30283	n/c	Specialized Footrest Systems		
Note: Not available with 8" adjustable extensions.			UPDATED!		
Footplates & Footboards			Note: NOT AVAILABLE with X-Wide / X-Long Frames.		
Omit Footrest Plates	CGX-36404		Note: ALL legrest measurements are from the seat rail to footplate.		
Composite Flip-Up	CGX-17070	n/c	Note: Not available with LEAF or SRO seat rail options.		
Kids Aluminum Angle Adjustable, Flip-up	(K0040) CGX-36020	\$ 160	Super Contracture Footrest Hanger (K0108)		
Note: For frames 14" wide and narrower.			Short Pair - 11" to 15"	CGX-30291-2	\$3570
Heel Loops	(E0951) CGX-36022	\$ 41	Long Pair - 15" to 19"	CGX-30292-2	\$3570
Calf Strap - Webbing	(K0038) CGX-36024	\$ 41	Note: NOT AVAILABLE with X-Wide / X-Long Frame.		
Adult Aluminum Angle Adj. Flip-up w/ Heel Loops	(K0040/ E0951) CGX-36021	\$ 180	Note: Super Contracture for frames 15" wide and greater.		
Note: For frames 15" wide and greater.			Note: Super Contracture is both swing-away and removable.		
Omit Heel Loops	CGX-36023	n/c	Note: Super Contracture has adjustable knee joints that have 48 positions that adjust in 7.5° increments.		
Aluminum Angle Adjustable Footboard Removable	(K0040) CGX-36029	\$ 160	Note: Super Contracture has short or long length-adjustable extension tubes with adjustable ankle joints that have 48 positions that adjust in 7.5° increments for plantar / dorsiflexion positioning.		
MAPS Footplate Mounting Hardware			Note: Angle adjustable footplate included.		
MAPS (Multi Axis Positioning System) - Pair	CGX-36040	\$ 306	Note: Frame and/or front caster choice may limit Super Contracture adjustment range and/or cause footplate/front caster interference.		
MAPS (Multi Axis Positioning System) - Left	CGX-36040-L	\$ 153	Note: Super Contracture position may limit ankle joint/ footplate adjustment range.		
MAPS (Multi Axis Positioning System) - Right	CGX-36040-R	\$ 153	2D Dynamic Footrest Hanger (K0108)		
Note: MAPS connects footrest hangers to aluminum footrest plates to adjust for fixed foot and ankle positioning. MAPS footrest plates rotate and adjust for plantar and dorsiflexion and inversion and eversion positioning.			Short Pair - 13.25" to 15.25"	CGX-30293-2	\$4080
Note: Must choose aluminum footplates.			Long Pair - 15.25" to 17.25"	CGX-30294-2	\$4080
Note: MAPS not available with composite footplates or aluminum footboard.			Note: NOT AVAILABLE with X-Wide / X-Long Frame.		
Note: MAPS not available on 10" & 11" wide frames.			Note: 2D Dynamic for frames 15" wide and greater.		
Legrest Extensions			Note: 2D Dynamic is both swing-away and removable.		
4" Short Length Adjustable Extensions	CGX-30285	n/c	Note: 2D Dynamic has adjustable knee joints that have 48 positions that adjust in 7.5° increments.		
6" Medium Length Adjustable Extensions	CGX-30286	n/c	Note: 2D Dynamic has short or long length-adjustable extension tubes with 1.5" of dynamic telescoping travel.		
8" Long Length Adjustable Extensions	CGX-30287	n/c	Note: 2D Dynamic has ankle joints with 18° of dynamic flexion for plantar/dorsiflexion ankle/foot positioning.		
Note: Not available with all 90° hangers.			Note: Angle adjustable footplate included.		
			Note: Frame and/or front caster choice may limit 2D Dynamic adjustment range and/or cause footplate/front caster interference.		
			3D Dynamic Footrest Hanger (K0108)		
			Short Pair - 13" to 15"	CGX-30295-2	\$4590
			Long Pair - 15" to 17"	CGX-30296-2	\$4590
			Note: NOT AVAILABLE with X-Wide / X-Long Frame.		
			Note: 3D Dynamic for frames 15" wide and greater.		
			Note: 3D Dynamic is both swing-away and removable.		
			Note: 3D Dynamic has adjustable dynamic knee joints that can be set at 40°, 50°, 70°, or 90° with 36° of dynamic elevation travel.		
			Note: 3D Dynamic has short or long length-adjustable extension tubes with 1.5" of dynamic telescoping travel.		
			Note: 3D Dynamic has ankle joints with 18° of dynamic flexion for plantar/dorsiflexion ankle/foot positioning.		
			Note: Angle adjustable footplate included.		
			Note: Frame and/or front caster choice may limit 3D Dynamic adjustment range and/or cause footplate/front caster interference.		

Date: _____ PO# _____ Marked For: _____

Description	Part No.	Retail	Description	Part No.	Retail
Armrests and Armrest Pads			Front Wheels - Casters (continued)		
Omit Armrests	CGX-38209		5" x 1" Poly, Plastic Mag	CGX-34555	n/c
Back Post Mounted Armrests			5" Polyurethane Light-Up	CGX-35050	\$ 101
Note: Flip-Back armrests length is measured from the front of the backpost tube to the end of the armrest with foam wrap pad installed.			5" x 1.5" Poly, Plastic Mag	CGX-34222	\$ 87
10.5" Long Flip-Back	CGX-38204	n/c	5" x 1.4" Poly, Aluminum Mag	CGX-42000	\$ 92
Note: Full length pad on 13.5" or longer armrests only.			6" x 1" Poly, Plastic Mag	CGX-34666	n/c
13.5" Long Flip-Back	CGX-38202	n/c	6" x 1.5" Poly, Plastic Mag	CGX-34999	\$ 87
Note: Full length pad on 13.5" or longer armrests only.			6" x 1.4" Poly, Aluminum Mag	CGX-44000	\$ 92
10.5" Long Flip-Back Locking (E0973)	CGX-38201	\$ 245	6" x 2" Poly with Tread	CGX-34444	\$ 92
Note: Full length pad on 13.5" or longer armrests only.			6" x 1" Pneumatic Plastic Mag (E2214/E2215)	CGX-34667	\$ 77
13.5" Long Flip-Back Locking (E0973)	CGX-38200	\$ 245	7" x 1" Poly, Plastic Mag	CGX-34777	\$ 77
Note: Full length pad on 13.5" or longer armrests only.			7" x 1.5" Poly, Plastic Mag	CGX-34000	\$ 118
10.5" to 13.5" Long Flip-Back, (E0973)	CGX-38208	\$ 240	7" x 2" Polyurethane	CGX-34200	\$ 118
Telescoping			Note: All 7" casters not available with all 12" rear wheels & Drum Brake Wheel lock systems.		
Note: Full length pad on 13.5" or longer armrests only.			Rear Wheels - Tires - Accessories		
10.5" to 13.5" Long Flip-Back Locking, Telescoping (E0973)	CGX-38210	\$ 265	Note: All wheel selections include Freedom Designs' Patented Double Locking Safety Axles.		
Note: Full length pad on 13.5" or longer armrests only.			Omit Rear Wheels and Axles	CGX-31524	
17" to 20" Long Flip-Back Locking, Telescoping (E0973)	CGX-38215	\$ 265	Mag Wheels		
Note: Full length pad on 13.5" or longer armrests only.			12" Low Profile Poly Mag (E2218)	CGX-31526	\$ 36
Foam Wraps - Standard	CGX-38216	n/c	Note: Not available with any foot/hand activated brake/wheel lock system.		
Desk Length Pads	CGX-38213	n/c	Note: Not available with airless inserts.		
Full Length Pads	CGX-38214	n/c	Note: All 12" wheels not available with all 7" casters and foot/hand activated brake/wheel lock system.		
Note: 8.5" armrests not available with desk and full length armrest pads.			12" Semi Pneumatic Plastic Mag (K0069)	CGX-31523	\$ 168
Note: Full length pad on 13.5" or longer armrests only.			Note: Not available with airless inserts.		
Frame Mounted Armrests			Note: All 12" wheels not available with all 7" casters and foot/hand activated brake/wheel lock system.		
Single Post Fixed Height, Removable - Short	(K0015) CGX-38222	\$ 225	12" Pneumatic Plastic Mag	CGX-31525	n/c
Single Post Fixed Height, Removable - Tall	(K0015) CGX-38224	\$ 225	12" Airless Inserts (E2213)	CGX-31019	\$ 77
Note: Single Post Fixed Height arms include a removable side guard.			Note: All 12" wheels not available with all handrims.		
Note: Adjustable in height with tools only. See matrix for height ranges.			Note: All 12" wheels not available with all 7" casters and foot/hand activated brake/wheel lock system.		
Single Post Height Adjustable, Removable - Short (E0973)	CGX-38217	\$ 265	16" Pneumatic Plastic Mag	CGX-31530	\$ 41
Single Post Height Adjustable, Removable - Tall (E0973)	CGX-38203	\$ 265	16" Airless Inserts (E2213)	CGX-31020	\$ 77
Note: All dual post armrests not available with short frame.			16" Aluminum Handrims	CGX-31014	\$ 169
Note: All dual post armrests not available with 22" or 24" wheels.			Note: 16" mag wheels not available with plastic coated handrims.		
Dual Post Fixed Height Removable (E0973)	CGX-38205	n/c	18" Pneumatic Plastic Mag	CGX-31533	\$ 41
Dual Post Flip-Back Height Adjustable, Removable (E0973)	CGX-38206	\$ 275	18" Airless Inserts (E2213)	CGX-31021	\$ 77
Note: All dual post armrests not available with short frame.			18" Aluminum Handrims	CGX-31015	\$ 169
Note: All dual post armrests not available with 22" or 24" wheels.			Note: 18" mag wheels not available with plastic coated handrims.		
Desk Length Pads	CGX-38213	n/c	20" Pneumatic Plastic Mag with Aluminum Handrim	CGX-31527	n/c
Full Length Pads	CGX-38214	n/c	20" Airless Inserts (E2213)	CGX-31022	\$ 77
Specify Seat Rail to Top of Armrest Measurement _____"			20" Plastic Coated Handrims	CGX-31016	\$ 119
Front Wheels - Casters			22" Pneumatic Plastic Mag with Aluminum Handrim	CGX-31528	n/c
Omit Caster Wheels	CGX-34333		22" Airless Inserts (E2213)	CGX-31023	\$ 77
3" Polyurethane	CGX-34888	\$ 56	22" Plastic Coated Handrims	CGX-31017	\$ 119
3" Polyurethane Light-Up	CGX-34111	\$ 56	Note: All 22" & 24" wheels not available with dual post armrests.		
Note: 3" casters recommended for low seat to floor heights.			24" Pneumatic Plastic Mag with Aluminum Handrim	CGX-31529	n/c
4" Polyurethane	CGX-40000	\$ 66	24" Airless Inserts (E2213)	CGX-31024	\$ 77
4" Polyurethane Light-Up	CGX-41000	\$ 101	24" Plastic Coated Handrims	CGX-31018	\$ 119
4" x 1.4" Poly, Aluminum Mag	CGX-43000	\$ 92	Note: All 22" & 24" wheels not available with dual post armrests.		
			Omit Handrims from 20", 22" or 24" Wheels	CGX-31006	
			Spoke Wheels		

Date: _____ PO# _____

Marked For: _____

Description	Part No.	Retail	Description	Part No.	Retail
Rear Wheels - Tires - Accessories (continued)			Wheel Locks		
16" Grey Pneumatic Tire & Silver Spoke Aluminum Wheel 	CGX-31534	n/c	Push to Lock - Standard	CGX-31501	n/c
Note: Rim, hub & spokes are anodized silver.			Pull to Lock	CGX-31506	n/c
16" Airless Inserts (E2213)	CGX-31020	\$ 77	Extension Handles (E0961)	CGX-31801	\$ 61
16" Silver Aluminum Handrim	CGX-31030	\$ 77	Foot Activated Wheel Lock (E2228)	CGX-31508	n/c
16" Black Plastic Coated Handrim	CGX-31032	\$ 77	Note: Includes manual wheel locks to be used with public transportation.		
Note: 16" & 18" spoke wheels do not include handrims.			Note: Not available with 12" poly plastic mag wheels.		
16" Black Pneumatic Tire & Black Spoke Aluminum Wheel 	CGX-31535	n/c	Note: Not available with ALL 20" 22" & 24" wheels.		
Note: Rim, hub & spokes are anodized black.			Note: Not available with ALL vent and battery trays.		
16" Airless Inserts (E2213)	CGX-31020	\$ 77	Hand Activated Brake and Wheel Lock System (E2228)	CGX-30275	n/c
Note: 16" & 18" spoke wheels do not include handrims.			Note: Includes manual wheel locks to be used with public transportation.		
16" Black Aluminum Handrim	CGX-31031	\$ 77	Note: Not available with 12" mag wheels with low pro poly tires.		
16" Black Plastic Coated Handrim	CGX-31032	\$ 77	Note: Not available with ALL 20" 22" & 24" wheels		
Note: 16" & 18" spoke wheels do not include handrims.			Note: Used to control direction, speed, brake and lock wheels from strolling position.		
18" Grey Pneumatic Tire & Silver Spoke Aluminum Wheel 	CGX-31537	n/c	Rear Anti-Tippers		
Note: Rim, hub & spokes are anodized silver.			Curb Assist Anti-Tip Assembly Flip-Up, Adjustable (E0971)	CGX-31600	\$ 97
18" Airless Inserts (E2213)	CGX-31021	\$ 77	Note: Pair includes one anti-tip tube with curb assist feature.		
18" Silver Aluminum Handrim	CGX-31034	\$ 77	Standard Anti-Tip Assembly Flip-Up, Adjustable (E0971)	CGX-31603	\$ 97
18" Black Plastic Coated Handrim	CGX-31036	\$ 77			
Note: 16" & 18" spoke wheels do not include handrims.			Seat Pan Options		
18" Black Pneumatic Tire & Black Spoke Aluminum Wheel 	CGX-31538	n/c	Fixed Solid Seat Pan - Bolteron (E2231)	CGX-39010	\$ 150
Note: Rim, hub & spokes are anodized black.			Note: Not available with folding frame.		
18" Airless Inserts (E2213)	CGX-31021	\$ 77	Fixed Solid Seat Pan - Aluminum 	CGX-39030	\$ 170
18" Black Aluminum Handrim	CGX-31035	\$ 77	Note: Fixed Seat Pan raises the effective seat to floor height by 1/2".		
18" Black Plastic Coated Handrim	CGX-31036	\$ 77	Note: Not available with folding frame.		
Note: 18" spoke wheels do not include handrims.			Removable Solid Seat Pan - Bolteron (E2231)	CGX-39012	\$ 170
20" Pneumatic Spoke Wheel with Aluminum Handrim	CGX-31540	\$ 204	Removable Solid Seat Pan - Aluminum 	CGX-39032	\$ 255
20" Airless Inserts (E2213)	CGX-31022	\$ 77	Note: Removable Seat Pan raises the effective seat to floor height by 5/8".		
Note: Not available with foot/hand activated wheel locks.			Note: Aluminum Removable Solid Seat Pan adjusts 2" in width by mounting hardware to grow with CGX frame.		
Note: 20", 22" & 24" spoke wheels not available plastic coated handrims.			Note: Removable solid seat pan includes 4-points of EZ-Lite mounting hardware.		
22" Pneumatic Spoke Wheel with Aluminum Handrim	CGX-31541	\$ 204	Note: All seat pans include 2" x 2" notches for growth adjustment.		
22" Airless Inserts (E2213)	CGX-31023	\$ 77	Note: All seat pans made to fit frame dimensions unless specified below.		
Note: Not available with foot/hand activated wheel locks.			Seat Width _____ " X Seat Depth _____ "		
Note: All 22" & 24" wheels not available with dual post armrests.			Accessories		
Note: 20", 22" & 24" spoke wheels not available plastic coated handrims.			Medical Necessities Pouch	CGX-23207	\$ 68
24" Pneumatic Spoke Wheel with Aluminum Handrim	CGX-31542	\$ 204	Note: Black nylon.		
24" Airless Inserts (E2213)	CGX-31024	\$ 77	Footrest Hanger Pads - Pair	SFDI-9HP	\$ 92
Note: Not available with foot/hand activated wheel locks.			Note: Wrap-around pads made from black neoprene.		
Note: All 22" & 24" wheels not available with dual post armrests.			Frame Pads - Pair	10911-2	\$ 82
Note: 20", 22" & 24" spoke wheels not available plastic coated handrims.			Note: Wrap-around pads made from black neoprene.		
Omit Handrims from 20", 22" or 24" Wheels	CGX-31006		Note: Typically used to pad exposed back post tubes.		
			Freedom Backpack 	CGX-10900	\$ 56
			Note: Black Nylon only with Freedom Designs logo.		
			Note: Monogramming is not available on Freedom Backpack.		
			Freedom Canopy - Flip-Back 	CGX-10905	\$ 128
			Note: Canopy assembly includes removable mounting hardware.		
			Note: Canopy is available in black only with Freedom Designs logo.		
			Note: Canopy includes rear flap with zippered storage pocket.		
			Note: Canopy includes clear-view window.		

Date: _____ PO# _____

Marked For: _____

Description	Part No.	Retail
Anterior Support Surfaces – (Trays)		
3/8" Lexan Tray - Channel Bracket Hardware	(E0950) 08-2000	\$ 271
3/8" Lexan Tray - Adjustable Knob Hardware & Ribs	(E0950) 08-6000	\$ 219
1/4" Lexan Tray - EZ Lite Channel Hardware & Ribs	(E0950) 08-13000	\$ 183
1/4" Lexan Tray - Hook & Loop Straps	(E0950) 08-16000	\$ 106

HCPCS CODES are provided based on verification through PDAC or our interpretation of the code definitions. The use of HCPCS codes does not ensure coverage or payment. For coverage information, verify the appropriate payer's coverage policy.

Choose Seat to Floor Height _____"
Note: Use chart to determine seat to floor height. Seat to floor height determined by frame type, rear wheels, and front caster size.
Note: Caster sizes vary slightly in height by type.
Note: Seat to floor heights are approximate, and are impacted by wheel type, caster size and braking choice. Heights can vary +/- 3/8".
Note: Seat pan choice increases seat rail to floor height 3/8" to 3/4".

CGX Wheel / Caster Seat to Floor Heights

Wheel	Caster	Height - Standard	Height - X-Wide
12"	3"	14.5"	16"
12"	4"	16"	17.5"
12"	5"	16.5"-17"	18"-18.5"
12"	6"	17"-18"	18.5"-19.5"
12"	7"	19"***	20.5"***
16"	3"	N/A	N/A
16"	4"	N/A	N/A
16"	5"	N/A	N/A
16"	6"	17.5"	19"
16"	7"	18"	19.5"
18"	3"	14.5"	16"
18"	4"	16"	17.5"
18"	5"	16.5"-17"	18"-18.5"
18"	6"	17"-17.5"	18.5"-19"
18"	7"	19"	20.5"
20"	3"	N/A	N/A
20"	4"	N/A	N/A
20"	5"	17"-17.5"	18.5"-19"
20"	6"	17.5"-18"	19"-19.5"
20"	7"	18"-18.5"	19.5"-20"
22"	3"	N/A	N/A
22"	4"	N/A	N/A
22"	5"	17"-17.5"	18.5"-19"
22"	6"	17.5"-18"	19"-19.5"
22"	7"	18"-18.5"	19.5"-20"
24"	3"	N/A	N/A
24"	4"	N/A	N/A
24"	5"	17"-18.5"	18.5"-19"
24"	6"	17.5"-18"	19"-19.5"
24"	7"	18"-19"	19.5"-20.5"

Footrest / Extension Lengths					
Extension/Hanger	75° Pop	75° Lch	90° Pop	90° Lch	ELR (90°)
Hanger Only	6"-8"	5.5"-8.5"	4"-8"	4"-8"	6"-10"
High Mount	N/A	N/A	1.5"-3"	N/A	N/A
4.5" H D Ext.	9"-12"	9.5"-12.5"	9"-12"	9"-12"	13"-15"
6.5" H D Ext.	9"-15"	9.5"-15.5"	9"-15"	9"-15"	N/A
4" Adjustable	10"-13"	9.5"-12.5"	11"-13"	10"-13"	N/A
6" Adjustable	12"-15"	10.5"-14.5"	13"-15"	12"-15"	N/A
8" Adjustable	14"-17"	12.5"-16.5"	N/A	N/A	N/A

MAPS Footrest / Extension Lengths					
Extension/Hanger	75° Pop	75° Lch	90° Pop	90° Lch	ELR (90°)
Hanger Only	5.5"-7.5"	5"-8"	5.5"-7.5"	4.5"-7.5"	4.5"- 8.5" & 11.5"
High Mount	N/A	N/A	N/A	N/A	N/A
4.5" H D Ext.	8.5"-11.5"	9"-12"	8.5"-11.5"	8.5"-11.5"	12.5"-15.5"
6.5" H D Ext.	8.5"-13.5"	9"-14"	8.5"-13.5"	8.5"-13.5"	N/A
4" Adjustable	8.5"-11.5"	9"-12"	9.5"-11.5"	8.5"-11.5"	N/A
6" Adjustable	10.5"-13.5"	10"-14"	11.5"-13.5"	8.5"-13.5"	N/A
8" Adjustable	12.5"-15.5"	12"-16"	N/A	N/A	N/A

Note: Length from top of footrest plate to top of seat rail.
Note: Without extensions bottom hanger hole not accessible for hardware.
Note: Heavy duty extensions do not telescope adjust. Footrests adjust vertically in length on heavy duty extension tubes.

Freedom Designs Armrest Heights			
Armrest and Pad	Foam	Desk	Full
Flip Back	6.5" - 11.5"	7.5" - 12.5"	7.5" - 12.5"
Flip Back Locking	6.5" - 11.5"	7.5" - 12.5"	7.5" - 12.5"
Telescoping Flip Back	6.5" - 11.5"	7.5" - 12.5"	7.5" - 12.5"
Flip Back Locking Telescoping	6.5" - 11.5"	7.5" - 12.5"	7.5" - 12.5"
Single Post Height Adj. Short	N/A	8" - 14"	8" - 14"
Single Post Height Adj. Tall	N/A	10" - 16"	10" - 16"
Dual Post Fixed Height	N/A	9.5"	9.5"
Dual Post Flip Back Height Adj.	N/A	9" - 13"	9" - 13"

Note: All heights from top of seat frame to top of armrest pad.