



# Adult Manual Wheelchair Transport Package Optional



Our kids are our passion.  
2241 N. Madera Rd

Simi Valley, CA 93065

Phone: (800) 331-8551 Fax: (888) 582-1509

www.freedomdesigns.com

Date: \_\_\_\_\_ Buyer: \_\_\_\_\_  
 Company: \_\_\_\_\_  
 Marked For: \_\_\_\_\_  
 Email: \_\_\_\_\_

Quote  Order PO# \_\_\_\_\_  
 Location: \_\_\_\_\_  
 Phone: \_\_\_\_\_  
 Fax: \_\_\_\_\_

Description	Part No.	Retail
-------------	----------	--------

### CGX Adult Frame

**CGX Adult Rigid** (E1161) CGX-30302 **\$2963**

### Transport Option

**Transport Package** CGX-99998 **\$150**

Note: Must be installed by Freedom Designs manufacturing.  
 Note: Not as parts.  
 Note: Freedom's combination of customized seating and wheelchair frames are WC19 crash test approved.  
 Note: Most Freedom seating, hardware, and accessories have been WC20 tested and approved for transit.

**CGX LEAF Seat Frame - Pair** (K0108) CGX-30324 **\$700**

**CGX LEAF Seat Frame - Left** (K0108) CGX-30324-L **\$350**

**CGX LEAF Seat Frame - Right** (K0108) CGX-30324-R **\$350**

Note: LEAF (Lower Extremity Accommodation Frame) front frame angle adjusts 22° from midline for abduction, adduction and windswept lower extremity positioning.

Note: Freedom customized seats can be ordered to fit preconfigured LEAF frame models.

Note: No seating system is provided with CGX frames. A seating system must be purchased separately.

Note: LEAF is not available on x-wide frames.

**CGX SRO - Seat Rail Only - Pair** (K0108) CGX-30325 **\$300**

**CGX SRO - Seat Rail Only - Left** (K0108) CGX-30325-L **\$150**

**CGX SRO - Seat Rail Only - Right** (K0108) CGX-30325-R **\$150**

Note: SRO is manufactured without standard footrest hanger attachments.  
 Note: SRO used when customer attaches leg/footrest(s) directly to underside of seat.

### Tilt Activations

**Foot Activated Tilt** CGX-30273 **n/c**

### Vent & Battery Trays

**Vent Ready Base** (K0108) CGX-30331 **\$450**

Note: Includes push stroller handle, tilt foot pedal extension and anti-tip mount extensions.

Note: Needed to accommodate vent tray and for base stability.

**Vent Tray - Fixed** (E1029) 11-7000 **\$430**

**Battery Tray - Fixed** (K0108) 11-8000 **\$421**

**Quick Release Tray Hdwe** (E1028) 563 **\$267**

Note: For LP10 vent and battery tray with frames 16" wide and greater.

Note: Vent tray fixed is the width of chair x 16" deep.

Note: Battery tray fixed is 12" wide x 10" deep.

**Custom Vent Tray - Fixed** (E1029) 11-1000 **\$430**

**Custom Battery Tray - Fixed** (K0108) 11-5000 **\$421**

**Quick Release Tray Hardware** (E1028) 563 **\$267**

Note: All vent and battery trays not with transport.

Note: All vent and battery trays not with short frames.

Note: All vent trays not with foot activated wheel locks.

Note: All vent and battery trays best with standard 90° bend push handles and push button angle adjustable stroller handle extensions.

Description	Part No.	Retail
-------------	----------	--------

### CGX Frame Colors

- |                                       |     |                                      |     |
|---------------------------------------|-----|--------------------------------------|-----|
| <input type="radio"/> Sugar Cookie    | n/c | <input type="radio"/> Pacific Blue   | n/c |
| <input type="radio"/> Neon Yellow     | n/c | <input type="radio"/> Blue Blast     | n/c |
| <input type="radio"/> Yellow          | n/c | <input type="radio"/> Electric Blue  | n/c |
| <input type="radio"/> Bright Pink     | n/c | <input type="radio"/> Galaxy Blue    | n/c |
| <input type="radio"/> Pink Parfait    | n/c | <input type="radio"/> Passion Purple | n/c |
| <input type="radio"/> Sugar Plum      | n/c | <input type="radio"/> Octane Orange  | n/c |
| <input type="radio"/> Vigorous Violet | n/c | <input type="radio"/> Red Sunset     | n/c |
| <input type="radio"/> Candy Violet    | n/c | <input type="radio"/> Really Red     | n/c |
| <input type="radio"/> Candy Raspberry | n/c | <input type="radio"/> Fiery Red      | n/c |
| <input type="radio"/> Extreme Green   | n/c | <input type="radio"/> Twilight       | n/c |
| <input type="radio"/> Sparkle Green   | n/c | <input type="radio"/> Stormy Gray    | n/c |
| <input type="radio"/> Mystic Teal     | n/c | <input type="radio"/> Black          | n/c |
| <input type="radio"/> Blizzard Blue   | n/c |                                      |     |

### Frame Dimensions

#### Specify Frame Width & Depth Setting

**Medium Frame - Adjusts 12" to 16"** CGX-30220 **n/c**

#### Specify Seat Frame Width Setting

12"  13"  14"  15"  16"

#### Specify Base Frame Width Setting

14"  15"  16"

**Medium Frame Depth** CGX-30549

#### Specify Frame Depth Setting

- |  |            |              |
|--|------------|--------------|
| <input type="radio"/> 12"                            | CGX-30504M | n/c          |
| <input type="radio"/> 13"                            | CGX-30505M | n/c          |
| <input type="radio"/> 14"                            | CGX-30506M | n/c          |
| <input type="radio"/> 15"                            | CGX-30521M | n/c          |
| <input type="radio"/> 16"                            | CGX-30522M | n/c          |
| * <input type="radio"/> 17" Must select 2" extension | CGX-30523M | n/c          |
| * <input type="radio"/> 18" Must select 2" extension | CGX-30524M | n/c          |
| <input type="radio"/> 2" extension - Pair (K0108)    | CGX-30525  | <b>\$ 25</b> |

Note: Frame widths measured across and from outside of seat frame tubes.

\*Note: Must choose extension for 17 and 18" frame lengths.

**Long Frame - Adjusts 14" to 18"** CGX-30240 **n/c**

#### Specify Seat Frame Width Setting

14"  15"  16"  17"  18"

#### Specify Base Frame Width Setting

14"  15"  16"  17"  18"

**Long Frame Depth** CGX-30550

#### Specify Frame Depth Setting




- |  |            |              |
|--|------------|--------------|
| <input type="radio"/> 14"                                    | CGX-30506L | n/c          |
| <input type="radio"/> 15"                                    | CGX-30521L | n/c          |
| <input type="radio"/> 16"                                    | CGX-30522L | n/c          |
| <input type="radio"/> 17"                                    | CGX-30523L | n/c          |
| <input type="radio"/> 18"                                    | CGX-30524L | n/c          |
| * <input type="radio"/> 19" Must select 2" extension         | CGX-30529L | n/c          |
| * <input type="radio"/> 20" Must select 2" extension (E2203) | CGX-30530L | <b>\$300</b> |
| <input type="radio"/> 2" extension - Pair (K0108)            | CGX-30525  | <b>\$ 25</b> |

Note: Frame widths measured across and from outside of seat frame tubes.

\*Note: Must choose extension for 19" and 20".

Date: _____ P.O.# _____			Marked for: _____		
Description	Part No.	Retail	Description	Part No.	Retail
<p align="center"><b>Frame Dimensions</b> Specify Frame Width &amp; Depth Setting (continued from page 1)</p> <p><input type="radio"/> <b>X-Wide Frame Width</b> - Adjusts 18" to 22" CGX-30533</p> <p><b>Specify Seat Frame Width Setting</b></p> <p><input type="radio"/> 18" CGX-18-W-XL n/c</p> <p><input type="radio"/> 19" CGX-19-W-XL n/c</p> <p><input type="radio"/> 20" (E2201) CGX-20-W-XL \$400</p> <p><input type="radio"/> 21" (E2201) CGX-21-W-XL \$400</p> <p><input type="radio"/> 22" (E2201) CGX-22-W-XL \$400</p> <p><b>Specify Base Frame Width Setting</b></p> <p><input type="radio"/> 18" <input type="radio"/> 19" <input type="radio"/> 20" <input type="radio"/> 21" <input type="radio"/> 22"</p> <p><input type="radio"/> <b>X-Long Frame Depth</b> CGX-30534</p> <p><b>Specify Frame Depth Setting</b></p> <p><input type="radio"/> 18" CGX-30528-XL n/c</p> <p><input type="radio"/> 19" CGX-30529-XL n/c</p> <p><input type="radio"/> 20" (E2203) CGX-30530-XL \$500</p> <p><input type="radio"/> 21" (E2203) CGX-30531-XL \$500</p> <p><input type="radio"/> 22" (E2204) CGX-30532-XL \$500</p> <p>* <input type="radio"/> 23" Must select 2" extension (E2204) CGX-30535-XL \$500</p> <p>* <input type="radio"/> 24" Must select 2" extension (E2204) CGX-30536-XL \$500</p> <p><input type="radio"/> 2" extension - Pair (K0108) CGX-30525 \$ 25</p> <p>Note: Frame widths measured across and from outside of seat frame tubes. * Note: Must choose extension for 23" and 24". Note: 20" to 22" not available with removable stroller handles.</p> <p>CGX has 4" of depth adjustment for growth. Depth measured from front of back post to end of seat frame. For back post location add seating / hardware thickness (typically 2") to clients seat depth. Example: Seat depth of 12" + seat / hardware thickness of 2" = back post tube location set at 14".</p> <p><input type="radio"/> Specify location (if other than specified above) _____"</p> <p align="center"><b>Back Post Tubes</b></p> <p><b>Specify Push Handle, Back Post Height, and Extensions</b> Note: All stroller handle ext. add approximately 6.5" to push handle height. Note: Back posts measured from top of seat frame to top of handle bend.</p> <p><input type="radio"/> <b>Standard 90° Bend Push Handles and Back Post Tubes</b> CGX-30518 n/c</p> <p><input type="radio"/> <b>Ergo Bend Push Handles and Back Post Tubes</b> CGX-30519 n/c Note: All push / stroller handle ext. not recommended with Ergo Bend.</p> <p><input type="radio"/> <b>Seating Dynamics Rocker Back</b> (K0108) CGX-30542 \$1700 Note: Angle adjustable from 72° to 108° in 6° increments. Note: Supplied with a complete set of 4 different durometers of elastomers to allow spring adjustment in the field. Note: Locks into a non dynamic position when necessary. Note: Does not allow the back post tubes to fold forward.</p> <p><input type="radio"/> <b>Super Reclining Reduced Shear Back</b> (K0108) CGX-30562 \$ 900</p> <p><input type="radio"/> <b>Super Reclining Reduced Shear Back With Angle Adjustable Push Button Stroller Handle Extension</b> (K0108) CGX-30564 \$1100 Note: Pivot point is 2.5" above seat rail. Note: Recline range is 65° from 97° to 162°. Note: Has height adjustable back post tubes for 21"- 27" heights. Note: Does not allow the back post tubes to fold forward. Note: Available with standard 90° push handles only.</p> <p align="center"><b>Back Post Height</b></p> <p><input type="radio"/> <b>Short Push Handle - 21" High</b> CGX-30515 n/c</p> <p><input type="radio"/> <b>Medium Push Handle - 24" High</b> CGX-30514 n/c</p> <p><input type="radio"/> <b>Tall Push Handle - 27" High</b> CGX-30516 n/c</p>			<p align="center"><b>Stroller Handle Extensions</b></p> <p><input type="radio"/> <b>Push Handle Extension Width Adjustable Removable</b> CGX-30513 n/c</p> <p><input type="radio"/> <b>Stroller Handle Extension Width Adjustable Removable</b> CGX-30526 \$125</p> <p><input type="radio"/> <b>Push Button Angle Adjustable Stroller Handle Extensions (PB)</b> CGX-30527 \$175 Note: PB stroller handles available 14" wide - 20" wide only. Note: PB stroller handle not removable.</p> <p><input type="radio"/> <b>Individual Stroller Handle Extensions Removable - Pair</b> CGX-30517 \$100 Note: Not with reclining back.</p> <p align="center"><b>Footrest Hangers and Extensions</b></p> <p><input type="radio"/> <b>Omit Footrest Hangers &amp; Footplates</b> CGX-33000 (\$30)</p> <p><input type="radio"/> <b>75° Pop-Up Swing Away Hangers</b> CGX-30280 n/c Note: Not with high mount bracket.</p> <p><input type="radio"/> <b>90° Pop-Up Swing Away Hangers</b> CGX-30281 n/c Note: Not with 8" adjustable extensions.</p> <p><input type="radio"/> <b>75° Latch Style Swing Away Hangers</b> CGX-30282 n/c Note: Not with high mount bracket.</p> <p><input type="radio"/> <b>90° Latch Style Swing Away Hangers</b> CGX-30283 n/c Note: Not with 8" adjustable extensions.</p> <p><input type="radio"/> <b>4" Short Length Adjustable Extensions</b> CGX-30285 n/c</p> <p><input type="radio"/> <b>6" Medium Length Adjustable Extensions</b> CGX-30286 n/c</p> <p><input type="radio"/> <b>8" Long Length Adjustable Extensions</b> CGX-30287 n/c Note: Not with all 90° hangers.</p> <p><input type="radio"/> <b>4.5" Heavy Duty</b> (K0043) CGX-36402 \$ 55 Note: Heavy duty extensions do not telescope adjust. Footrests adjust vertically in length on heavy duty extension tubes.</p> <p><input type="radio"/> <b>6.5" Heavy Duty</b> (K0043) CGX-36403 \$ 65 Note: Heavy duty extensions do not telescope adjust. Footrests adjust vertically in length on heavy duty extension tubes.</p> <p><input type="radio"/> <b>High Mount Brackets</b> (K0037) CGX-36407 \$100 Note: Includes flip up mounting hardware for growth. Note: Not with 75° hangers.</p> <p><input type="radio"/> <b>Pop-Up Swing Away Elevating Legrests (ELR)</b> (E0990) CGX-30279 \$235 Note: Not with all length adjustable extensions. Note: Not with 6.5" heavy duty extensions.</p> <p><input type="radio"/> <b>4.5" Heavy Duty Extensions (ELR)</b> CGX-36401 \$ 55</p> <p><input type="radio"/> <b>Specify Knee to Heel Measurement</b> _____"</p> <p align="center">(See Matrix on Page 5)</p>		

Date: \_\_\_\_\_ P.O.# \_\_\_\_\_ Marked for: \_\_\_\_\_

Description	Part No.	Retail	Description	Part No.	Retail
<b>Foot Plates</b>			 <b>3D Dynamic Footrest System (K0108)</b>		
<input type="radio"/> Omit Footrest Plates	CGX-36404	<b>(\$15)</b>	<input type="radio"/> Short Left - 13" to 15"	CGX-30295-L	<b>\$2250</b>
<input type="radio"/> Composite Flip Up	CGX-17070	n/c	<input type="radio"/> Short Right 13" to 15"	CGX-30295-R	<b>\$2250</b>
<input type="radio"/> Kids Aluminum Angle Adj. Flip Up (K0040)	CGX-36020	<b>\$150</b>	<input type="radio"/> Short Pair - 13" to 15"	CGX-30295-2	<b>\$4500</b>
Note: For frames 14" wide and under.			<input type="radio"/> Long Left - 15" to 17"	CGX-30296-L	<b>\$2250</b>
<input type="radio"/> Heel Loops (E0951)	CGX-36022	<b>\$ 50</b>	<input type="radio"/> Long Right - 15" to 17"	CGX-30296-R	<b>\$2250</b>
<input type="radio"/> Adult Aluminum Angle Adj. Flip Up Footrest Plates w/Heel Loops (K0040 / E0951)	CGX-36021	<b>\$150</b>	<input type="radio"/> Long Pair - 15" to 17"	CGX-30296-2	<b>\$4500</b>
Note: For frames 15" wide and greater.			Note: 3D for CGX frames 15" wide or wider. Note: 3D is both swing away and removable. Note: 3D has adjustable <b>dynamic</b> elevating knee joints that can be set at 40°, 50°, 70°, or 90° with 36° of dynamic elevation travel.		
<input type="radio"/> Omit Heel Loops	CGX-36023	n/c	<b>Armrests and Pads</b>		
<input type="radio"/> Aluminum Adjustable Angle Footboard Removable	CGX-36029	<b>\$150</b>	<input type="radio"/> Omit Flip Back Armrests	CGX-38209	<b>(\$20)</b>
<input type="radio"/> MAPS (Multi Axis Position System) - Pair	CGX-36040	<b>\$300</b>	<input type="radio"/> 10.5" Long Flip Back	CGX-38204	n/c
<input type="radio"/> MAPS (Multi Axis Position System) - Left	CGX-36040-L	<b>\$150</b>	<input type="radio"/> 13.5" Long Flip Back	CGX-38202	n/c
<input type="radio"/> MAPS (Multi Axis Position System) - Right	CGX-36040-R	<b>\$150</b>	<input type="radio"/> 10.5" to 13.5" Long Flip Back Telescoping (E0973)	CGX-38208	<b>\$100</b>
Note: MAPS connects footrest hangers to aluminum footrest plates to adjust for fixed foot and ankle positioning. MAPS footrest plates rotate and adjust for plantar and dorsiflexion and inversion and eversion positioning.			<input type="radio"/> 10.5" Long Flip Back Locking (E0973)	CGX-38201	<b>\$235</b>
Note: Must choose aluminum footplates.			<input type="radio"/> 13.5" Long Flip Back Locking (E0973)	CGX-38200	<b>\$235</b>
Note: MAPS not with composite footrest plates or footboard.			<input type="radio"/> 10.5" to 13.5" Long Flip Back Telescoping Locking (E0973)	CGX-38210	<b>\$260</b>
<b>Footrest Hangers and Extensions Specialized Footrest Systems</b>			<input type="radio"/> 17" to 20" Long Flip Back Telescoping Locking (E0973)	CGX-38215	<b>\$260</b>
 <b>Super Contracture Footrest Hanger (K0108)</b>			Note: Full length pad on 13.5" or longer armrests only. Note: Flip back armrest length measured from front of backpost to end of armrest with foam wrap installed.		
<input type="radio"/> Short Left - 11" to 15"	CGX-30291-L	<b>\$1750</b>	<input type="radio"/> Foam Wraps - Standard	CGX-38216	n/c
<input type="radio"/> Short Right - 11" to 15"	CGX-30291-R	<b>\$1750</b>	<input type="radio"/> Desk Length Pads	CGX-38213	n/c
<input type="radio"/> Short Pair - 11" to 15"	CGX-30291-2	<b>\$3500</b>	<input type="radio"/> Full Length Pads	CGX-38214	n/c
<input type="radio"/> Long Left - 13" to 18"	CGX-30292-L	<b>\$1750</b>	Note: Full length on 13.5" or longer armrests only.		
<input type="radio"/> Long Right - 13" to 18"	CGX-30292-R	<b>\$1750</b>	<input type="radio"/> Single Post Height Adj. Removable Short (E0973)	CGX-38217	<b>\$235</b>
<input type="radio"/> Long Pair - 13" to 18"	CGX-30292-2	<b>\$3500</b>	<input type="radio"/> Single Post Height Adj. Removable Tall (E0973)	CGX-38203	<b>\$235</b>
Note: SC for CGX frames 15" wide or wider.			<input type="radio"/> Dual Post Fixed Height Removable	CGX-38205	n/c
Note: SC is both swing away and removable.			<input type="radio"/> Dual Post Flip Back Height Adj. Removable (E0973)	CGX-38206	<b>\$245</b>
Note: SC Has adjustable knee joints that have 48 positions that adjust in 7.5° increments.			Note: All dual post armrests not with short frame. Note: All dual post armrests not with all 22" and 24" wheels.		
Note: SC has short or long length adjustable extension tubes that have adjustable ankle joints that have 48 positions that adjust in 7.5° increments for plantar/dorsiflexion positioning.			<input type="radio"/> Desk Length Pads	CGX-38213	n/c
Note: SC has 5"x7" flip up aluminum foot plates that have multiple holes for location adjustment and secondary positioning accessory attachment.			<input type="radio"/> Full Length Pads	CGX-38214	n/c
Note: CGX frame and/or front caster choices may limit SC knee joint adjustment range and/or cause foot plate/front caster interference.			Note: Full length on 13.5" or longer armrests only.		
Note: SC position (in contracture position) may limit ankle joint/foot plate adjustment range.			<input type="radio"/> Specify Seat Rail to Top of Armrest Measurement _____"		
 <b>2D Dynamic Footrest System (K0108)</b>			(See Matrix on Page 5)		
<input type="radio"/> Short Right - 14" to 16"	CGX-30293-L	<b>\$2000</b>			
<input type="radio"/> Short Right - 14" to 16"	CGX-30293-R	<b>\$2000</b>			
<input type="radio"/> Short Pair - 14" to 16"	CGX-30293-2	<b>\$4000</b>			
<input type="radio"/> Long Left - 16" to 18"	CGX-30294-L	<b>\$2000</b>			
<input type="radio"/> Long Right - 16" to 18"	CGX-30294-R	<b>\$2000</b>			
<input type="radio"/> Long Pair - 16" to 18"	CGX-30294-2	<b>\$4000</b>			
Note: 2D for CGX frames 15" wide or wider.					
Note: 2D System is both swing away and removable.					
Note: 2D has adjustable knee joints that have 13 positions that adjust in 7.5° increments ranging from 0° to 100°.					
Note: 2D has short or long length adjustable extension tubes with 1.5" of <b>dynamic</b> telescoping travel.					
Note: 2D has ankle joints with 18" of <b>dynamic</b> flexion for plantar/dorsiflexion ankle/foot positioning.					
Note: 2D has 5"x7" angle adjustable aluminum foot plates that have multiple holes for location adjustment and secondary positioning accessory attachment.					
Note: CGX frame and/or front caster choices may limit 2D knee adjustment range and/or cause foot plate/front caster interference.					

Date: _____ P.O.# _____			Marked for: _____		
Description	Part No.	Retail	Description	Part No.	Retail
<b>Front Tires - Caster Wheels</b>			<b>Rear Tires - Wheels - Accessories</b>		
<input type="radio"/> Omit Caster Wheels	CGX-34333	n/c	<input type="radio"/> 20" Pneumatic Plastic Mag with Aluminum Handrim	CGX-31527	n/c
<input type="radio"/> 3" Poly	CGX-34888	\$ 55	<input type="radio"/> 20" Airless Insert (E2213)	CGX-31022	\$ 75
<input type="radio"/> 3" Light Up Poly	CGX-34111	\$ 55	<input type="radio"/> 20" Plastic Coated Handrim	CGX-31016	\$117
<small>Note: 3" casters recommended for low seat to floor heights.</small>			<input type="radio"/> 22" Pneumatic Plastic Mag with Aluminum Handrim	CGX-31528	n/c
<input type="radio"/> 4" Poly	CGX-40000	\$ 65	<input type="radio"/> 22" Airless Insert (E2213)	CGX-31023	\$ 75
<input type="radio"/> 4" Light Up Poly	CGX-41000	\$ 99	<input type="radio"/> 22" Plastic Coated Handrim	CGX-31017	\$117
<input type="radio"/> 4" x 1.4" Poly Aluminum Mag	CGX-43000	\$ 90	<input type="radio"/> 24" Pneumatic Plastic Mag with Aluminum Handrim	CGX-31529	n/c
<input type="radio"/> 5" x 1" Poly Plastic Mag	CGX-34555	n/c	<input type="radio"/> 24" Airless Inserts (E2213)	CGX-31024	\$ 75
<input type="radio"/> 5" Light Up Poly	CGX-35050	\$ 99	<input type="radio"/> 24" Plastic Coated Handrim	CGX-31018	\$117
<input type="radio"/> 5" x 1.5" Poly Plastic Mag	CGX-34222	\$ 85	<small>Note: 22" and 24" wheels not with all dual post armrests.</small>		
<input type="radio"/> 5" x 1.4" Poly Aluminum Mag	CGX-42000	\$ 90	<input type="radio"/> Omit Handrims from 20", 22" or 24"	CGX-31006	(\$25)
<small>Note: All 5" casters not with all 16" rear wheels.</small>			<input type="radio"/> 20" Pneumatic Spoke with Aluminum Handrim	CGX-31540	\$200
<input type="radio"/> 6" x 1" Poly Plastic Mag	CGX-34666	n/c	<input type="radio"/> 20" Airless Insert (E2213)	CGX-31022	\$ 75
<input type="radio"/> 6" x 1.5" Poly Plastic Mag	CGX-34999	\$ 85	<input type="radio"/> 22" Pneumatic Spoke with Aluminum Handrim	CGX-31541	\$200
<input type="radio"/> 6" x 1.4" Poly Aluminum Mag	CGX-44000	\$ 90	<input type="radio"/> 22" Airless Insert (E2213)	CGX-31023	\$ 75
<input type="radio"/> 6" x 2" Poly with Tread	CGX-34444	\$ 90	<input type="radio"/> 24" Pneumatic Spoke with Aluminum Handrim	CGX-31542	\$200
<input type="radio"/> 6" Pneumatic Plastic Mag (E2214 / E2215)	CGX-34667	\$ 75	<input type="radio"/> 24" Airless Insert (E2213)	CGX-31024	\$ 75
<input type="radio"/> 7" Poly Plastic Mag	CGX-34777	\$ 75	<small>Note: 22" and 24" wheels not with all dual post armrests. Note: Plastic coated handrims not with all spoke wheels.</small>		
<input type="radio"/> 7" x 1.5" Poly Plastic Mag	CGX-34000	\$116	<input type="radio"/> Omit Handrims from 20", 22" or 24"	CGX-31006	(\$25)
<input type="radio"/> 7" x 2" Poly	CGX-34200	\$116	<b>Wheel Locks</b>		
<b>Rear Tires - Wheels - Accessories</b>			<input type="radio"/> Push to Lock - Standard	CGX-31501	n/c
<small>Note: All Wheel Selections Include Patented Double Locking Safety Axles.</small>			<input type="radio"/> Pull to Lock	CGX-31506	n/c
<input type="radio"/> Omit Wheels and Axles	CGX-31524	(\$55)	<input type="radio"/> Extension Handles (E0961)	CGX-31801	\$ 60
<input type="radio"/> 12" Low Profile Poly Mag (E2218)	CGX-31526	\$ 35	<input type="radio"/> Foot Activated Wheel Lock	CGX-31508	n/c
<small>Note: Not with airless inserts.</small>			<small>Note: Includes manual wheel locks to be used with public transportation. Note: Not with 12" poly plastic mag.</small>		
<input type="radio"/> 12" Semi Pneumatic Plastic Mag	CGX-31523	\$165	<input type="radio"/> Hand Activated Brake and Wheel Lock System	CGX-30275	n/c
<input type="radio"/> 12" Pneumatic Plastic Mag	CGX-31525	n/c	<small>Note: Used to control direction, speed, brake and lock wheels from strolling position. Note: Includes manual wheel locks to be used with public transportation. Note: Not with 12" poly plastic mag.</small>		
<input type="radio"/> 12" Airless Inserts (E2213)	CGX-31019	\$ 75	<b>Rear Anti-Tippers</b>		
<input type="radio"/> 16" Pneumatic Plastic Mag	CGX-31530	\$ 40	<input type="radio"/> Curb Assist Anti-Tip Assembly (E0971)	CGX-31600	\$ 95
<small>Note: All 16" wheels not with plastic coated handrims. Note: All 16" rear wheels not with all 5" casters.</small>			<small>Note: Pair includes one anti-tip tube with curb assist feature.</small>		
<input type="radio"/> 16" Airless Inserts (E2213)	CGX-31020	\$ 75	<input type="radio"/> Standard Anti-Tip Assembly (E0971)	CGX-31610	\$ 95
<input type="radio"/> 16" Aluminum Handrims	CGX-31014	\$166	<small>Note: Flip Up, Adjustable</small>		
<input type="radio"/> 18" Pneumatic Plastic Mag	CGX-31533	\$ 40	<b>Solid Seat Options</b>		
<small>Note: All 18" wheels not with plastic coated handrims.</small>			<input type="radio"/> Fixed Solid Seat Pan	CGX-39010	\$100
<input type="radio"/> 18" Airless Inserts (E2213)	CGX-31021	\$ 75	<small>Note: Not with folding frame.</small>		
<input type="radio"/> 18" Aluminum Handrims	CGX-31015	\$166	<input type="radio"/> Removable Solid Seat Pan	CGX-39012	\$150
			<small>Note: All seat pans with 2" x 2" notches for growth. Note: All seat pans fit to frame unless otherwise specified below.</small>		
			<input type="radio"/> Seat Width _____" x Seat Depth _____"		

Date: \_\_\_\_\_ P.O.# \_\_\_\_\_

Marked for: \_\_\_\_\_

Description	Part No.	Retail
<b>Accessories</b>		
<input type="radio"/> <b>Medical Necessities Pouch</b> Note: Black nylon.	CGX-23207	\$ 67
<input type="radio"/> <b>Footrest Hanger Pads - Pair</b> Note: Wrap-around pads made from black neoprene.	SFDI-9HP	\$ 90
<input type="radio"/> <b>Frame Pads - Pair</b> Note: Wrap-around pads made from black neoprene. Note: Typically used to pad exposed back post tubes.	10911-2	\$ 80
<input type="radio"/> <b>Freedom Backpack</b>  Note: Black Nylon only with Freedom Designs logo. Note: Monogramming is not available on Freedom Backpack.	CGX-10900	\$ 55
<input type="radio"/> <b>Freedom Canopy - Flip-Back</b>  Note: Canopy assembly includes removable mounting hardware. Note: Canopy is available in black only with Freedom Designs logo. Note: Canopy includes rear flap with zippered storage pocket. Note: Canopy includes clear-view window. Note: See offer for <b>FREE</b> Backpack and Canopy on last page of order form.	CGX-10905	\$ 125

HCPCS CODES are provided based on verification through PDAC or our interpretation of the code definitions. The use of HCPCS codes does not ensure coverage or payment. For coverage information, verify the appropriate payer's coverage policy.

- Choose CGX Seat to Floor Height \_\_\_\_\_"**  
Note: Use chart to determine seat to floor height. Seat to floor height determined by frame type, rear wheels and front casters size.  
Note: Caster size and types vary slightly in height.  
Note: Seat to floor heights are +/- 3/8".

CGX Wheel / Caster Seat to Floor Heights			
Wheel	Caster	Height - Standard	Height - X-Wide
12"	3"	14.5"	16"
12"	4"	16"	17.5"
12"	5"	16.5"	18"
12"	5"	17"	18.5"
12"	6"	17"	18.5"
12"	6"	17.5"	19"
12"	6"	18"	19.5"
12"	7"	19"	20.5"
16"	6"	17.5"	19"
16"	7"	18"	19.5"
18"	3"	14.5"	16"
18"	4"	16"	17.5"
18"	5"	16.5"	18"
18"	5"	17"	18.5"
18"	6"	17"	18.5"
18"	6"	17.5"	19"
18"	7"	19"	20.5"
20"	5"	17"	18.5"
20"	5"	17.5"	19"
20"	6"	17.5"	19"
20"	6"	18"	19.5"
20"	7"	18"	19.5"
20"	7"	18.5"	20"
22"	5"	17"	18.5"
22"	5"	17.5"	19"
22"	6"	17.5"	19"
22"	6"	18"	19.5"
22"	7"	18"	19.5"
22"	7"	18.5"	20"
24"	5"	17"	18.5"
24"	5"	17.5"	19"
24"	6"	17.5"	19"
24"	6"	18"	19.5"
24"	7"	18"	19.5"
24"	7"	18.5"	20"
24"	7"	19"	20.5"

CGX Footrest / Extension Lengths					
Extension/Hanger	75° Pop	75° Lch	90° Pop	90 °Lch	ELR (90°)
Hanger Only	6"-8"	5.5"-8.5"	4"-8"	4"-8"	6"-10"
High Mount	N/A	N/A	1.5"-3"	N/A	N/A
4.5" H D Ext.	9"-12"	9.5"-12.5"	9"-12"	9"-12"	13"-15"
6.5" H D Ext.	9"-15"	9.5"-15.5"	9"-15"	9"-15"	N/A
4" Adjustable	10"-13"	9.5"-12.5"	11"-13"	10"-13"	N/A
6" Adjustable	12"-15"	10.5"-14.5"	13"-15"	12"-15"	N/A
8" Adjustable	14"-17"	12.5"-16.5"	N/A	N/A	N/A

CGX MAPS Footrest / Extension Lengths					
Extension/Hanger	75° Pop	75° Lch	90° Pop	90 °Lch	ELR (90°)
Hanger Only	5.5"-7.5"	5"-8"	5.5"-7.5"	4.5"-7.5"	4.5" - 8.5" & 11.5"
High Mount	N/A	N/A	N/A	N/A	N/A
4.5" H D Ext.	8.5"-11.5"	9"-12"	8.5"-11.5"	8.5"-11.5"	12.5"-15.5"
6.5" H D Ext.	8.5"-13.5"	9"-14"	8.5"-13.5"	8.5"-13.5"	N/A
4" Adjustable	8.5"-11.5"	9"-12"	9.5"-11.5"	8.5"-11.5"	N/A
6" Adjustable	10.5"-13.5"	10"-14"	11.5"-13.5"	8.5"-13.5"	N/A
8" Adjustable	12.5"-15.5"	12"-16"	N/A	N/A	N/A

Note: Length from top of footrest plate to top of seat rail.  
Note: Without extensions bottom hanger hole not accessible for hardware.  
Note: Heavy duty extensions do not telescope adjust. Footrests adjust vertically in length on heavy duty extension tubes.

Freedom Designs Armrest Heights			
Armrest and Pad	Foam	Desk	Full
Flip Back	6.5" - 11.5"	7.5" - 12.5"	7.5" - 12.5"
Flip Back Locking	6.5" - 11.5"	7.5" - 12.5"	7.5" - 12.5"
Telescoping Flip Back	6.5" - 11.5"	7.5" - 12.5"	7.5" - 12.5"
Flip Back Locking Telescoping	6.5" - 11.5"	7.5" - 12.5"	7.5" - 12.5"
Single Post Height Adj. Short	N/A	8" - 14"	8" - 14"
Single Post Height Adj. Tall	N/A	10" - 16"	10" - 16"
Dual Post Fixed Height	N/A	9.5"	9.5"
Dual Post Flip Back Height Adj.	N/A	9" - 13"	9" - 13"

Note: All heights from top of seat frame to top of armrest pad.

**CGX Rider Weight Capacity is 225 lbs. - X-Wide 300 lbs.**

Date: \_\_\_\_\_ P.O.# \_\_\_\_\_

Marked for: \_\_\_\_\_

**\* FREE \* FREE \* FREE \* FREE \* FREE \* FREE \***

# Freedom Designs & Pindot

Are Pleased To Announce  
*"A Sizzling Summer Sensation"*  
And For a Limited Time It's...

**FREE \* FREE \* FREE**

When ordering a Freedom  
Wheelchair and a  
complete Freedom or Pindot  
seating system including seat,  
back, and attachment hardware,  
simply provide the seating Quote  
or seating PO number  
below and receive a  
Freedom Canopy and  
Freedom Backpack

**\* FREE \***

- Freedom Backpack with Complete Freedom Seating System**  CGX-SYS-10900 n/c

**Note:** Black Nylon only with Freedom Designs logo.

**Note:** Monogramming is not available on Freedom backpack.

**Note:** Complete Freedom Designs seating system including solid seat, solid back, and mounting hardware must be ordered on Freedom frame to be eligible for backpack offer.

- Provide Freedom/PinDot Seating Quote/PO # \_\_\_\_\_

- Freedom Canopy - Flip-Back with Complete Freedom Seating System**  CGX-SYS-10905 n/c

**Note:** Canopy assembly includes removable mounting hardware.

**Note:** Canopy is available in black only with Freedom Designs logo.

**Note:** Canopy includes rear flap with zippered storage pocket.

**Note:** Canopy includes clear-view window.

**Note:** Complete Freedom Designs seating system including solid seat, solid back, and mounting hardware must be ordered on Freedom frame to be eligible for canopy offer.

- Provide Freedom/PinDot Seating Quote/PO # \_\_\_\_\_

**\* FREE \* FREE \* FREE \* FREE \* FREE \* FREE \***