



Pediatric Manual Wheelchair

email it!

Our kids are our passion.™

2241 N Madera Rd

Simi Valley, CA 93065

Phone: (800) 331-8551 Fax: (888) 582-1509

www.freedomdesigns.com

Date: _____ Buyer: _____
 Company: _____
 Marked For: _____
 Email: _____

Quote Order PO# _____
 Location: _____
 Phone: _____
 Fax: _____

Description	Part No.	Retail
Transport Optional Base		
<input type="radio"/> CGX Pediatric Rigid Transport <i>Optional</i>	(E1233) CGX-30300	\$2743
Note: Transportation Option selected separately below.		
Note: Includes Freedom Future Fit Program.		
Transportation Option		
Note: Used when Transport Optional frame is selected above.		
<input type="radio"/> Transportation Package	CGX-99998	\$ 250
Note: Must be installed by Freedom Designs manufacturing.		
Note: Not available with all vent and battery trays.		
Note: Freedom's combination of customized seating and wheelchair frames are WC19 crash test approved.		
Note: Most Freedom seating, hardware, and positioning accessories have been WC20 tested and approved for transit.		

Description	Part No.	Retail
Transport Included Base		
<input type="radio"/> CGX Pediatric Rigid Transport <i>Included</i>	(E1233) CGX-30301	\$2900
Note: Includes Freedom Future Fit Program.		
Note: Not available with all vent and battery trays.		

Seat Rail Options		
Note: Not available with ALL Contracture, 2D & 3D Dynamic footrest systems.		
<input type="radio"/> CGX LEAF Seat Frame- Pair	(K0108) CGX-30324	\$ 714
<input type="radio"/> CGX LEAF Seat Frame- Left	(K0108) CGX-30324-L	\$ 357
<input type="radio"/> CGX LEAF Seat Frame- Right	(K0108) CGX-30324-R	\$ 357
Note: LEAF (Lower Extremity Accommodation Frame) front frame angle adjusts 22° from midline for abduction, adduction, and windswept lower extremity positioning. LEAF seat frame(s) can be individually repositioned for up to a 2" leg length discrepancy.		
Note: Freedom customized seats can be ordered to fit pre-configured LEAF frame models.		
Note: No seating system is provided with CGX frames. A seating system must be purchased separately.		
<input type="radio"/> CGX SRO Seat Frame- Pair	(K0108) CGX-30325	\$ 306
<input type="radio"/> CGX SRO Seat Frame- Left	(K0108) CGX-30325-L	\$ 153
<input type="radio"/> CGX SRO Seat Frame- Right	(K0108) CGX-30325-R	\$ 153
Note: SRO is manufactured without standard footrest hanger attachments.		
Note: SRO is used when customer attaches leg/footrest(s) directly to the underside of the solid seat.		

Tilt Activations		
<input type="radio"/> Foot Activated Tilt	CGX-30273	n/c

Description	Part No.	Retail
Vent & Battery Trays		
Note: Vent Ready Base required for all vent trays.		
Note: All vent and battery trays not with transport.		
Note: All vent and battery trays not with short frames.		
Note: All vent and battery trays best with standard 90° bend push handles and push button angle adjustable stroller handle extensions.		
<input type="radio"/> Vent Ready Base	(K0108) CGX-30331	\$ 459
Note: Includes Push Button Adjustable Stroller Handle, Tilt Foot Pedal Extension For LP10 style vent and battery tray on frames 16" wide and greater.		
<input type="radio"/> Vent Tray - Fixed	(E1029) 11-7000	\$ 439
<input type="radio"/> Battery Tray - Fixed	(K0108) 11-8000	\$ 429
<input type="radio"/> Quick Release Tray Hardware	(E1028) 563	\$ 272
Note: For LP10 style vent and battery tray on frames 16" wide and greater.		
Note: Vent tray is full width of the frame and 11" deep.		
Note: Battery tray is 4" narrower than frame width and 10" deep.		

Frame Colors			
<input type="radio"/> Sugar Cookie	n/c	<input type="radio"/> Pacific Blue	n/c
<input type="radio"/> Neon Yellow	n/c	<input type="radio"/> Blue Blast	n/c
<input type="radio"/> Yellow	n/c	<input type="radio"/> Electric Blue	n/c
<input type="radio"/> Bright Pink	n/c	<input type="radio"/> Galaxy Blue	n/c
<input type="radio"/> Pink Parfait	n/c	<input type="radio"/> Passion Purple	n/c
<input type="radio"/> Sugar Plum	n/c	<input type="radio"/> Octane Orange	n/c
<input type="radio"/> Vigorous Violet	n/c	<input type="radio"/> Red Sunset	n/c
<input type="radio"/> Candy Violet	n/c	<input type="radio"/> Really Red	n/c
<input type="radio"/> Candy Raspberry	n/c	<input type="radio"/> Fiery Red	n/c
<input type="radio"/> Extreme Green	n/c	<input type="radio"/> Twilight	n/c
<input type="radio"/> Sparkle Green	n/c	<input type="radio"/> Stormy Grey	n/c
<input type="radio"/> Mystic Teal	n/c	<input type="radio"/> Black	n/c
<input type="radio"/> Blizzard Blue			

Frame Dimensions			
Specify Frame Width Setting			
<input type="radio"/> Short Frame Width - Adjusts 10" to 14"	CGX-30250		n/c
Specify Seat Frame Width Setting:			
<input type="radio"/> 10" <input type="radio"/> 11" <input type="radio"/> 12" <input type="radio"/> 13" <input type="radio"/> 14"			
Specify Base Frame Width Setting:			
<input type="radio"/> 14"			
Short Frame Depth - Adjusts 10" to 14"			
<input type="radio"/> 10"	CGX-30502S		n/c
<input type="radio"/> 11"	CGX-30503S		n/c
<input type="radio"/> 12"	CGX-30504S		n/c
<input type="radio"/> 13"	CGX-30505S		n/c
<input type="radio"/> 14"	CGX-30506S		n/c
Note: Frame widths measured across and from outside of seat frame tubes.			

CGX Rider Weight Capacity is 225 lbs.




Page 1 of 6

CGX Pediatric

€€

Date: _____ PO# _____

Marked For: _____

Description	Part No.	Retail	Description	Part No.	Retail
Frame Dimensions (continued) Specify Frame Width Setting			Back Post Tubes (continued) Back Post Height		
<input type="radio"/> Medium Frame Width - Adjusts 12" to 16"	CGX-30220	n/c	Note: Back Posts are measured from top of seat rail to top of handle bend.		
Specify Seat Frame Width Setting:			<input type="radio"/> Short Push Handle - 20" high	CGX-30515	n/c
<input type="radio"/> 12" <input type="radio"/> 13" <input type="radio"/> 14" <input type="radio"/> 15" <input type="radio"/> 16"			<input type="radio"/> Medium Push Handle - 23" high	CGX-30514	n/c
Specify Base Frame Width Setting:			<input type="radio"/> Tall Push Handle - 26" high	CGX-30516	n/c
<input type="radio"/> 14" <input type="radio"/> 15" <input type="radio"/> 16"			Stroller Handle Extensions		
Medium Frame Depth - Adjusts 12" to 16"			Note: All stroller handle ext. add approximately 6.5" to push handle height.		
<input type="radio"/> 12"	CGX-30504M	n/c	Note: All stroller/push handle extensions except Individual include a black neoprene wrap around pad.		
<input type="radio"/> 13"	CGX-30505M	n/c	Note: ALL stroller/push handle extensions not available with Adjustable height back posts.		
<input type="radio"/> 14"	CGX-30506M	n/c		-30560	
<input type="radio"/> 15"	CGX-30521M	n/c		-30570/5	
<input type="radio"/> 16"	CGX-30522M	n/c		-30580/5	
<input type="radio"/> 17" Must select 2" Seat Rail Extension below	CGX-30523M	n/c		-30517	
<input type="radio"/> 18" Must select 2" Seat Rail Extension below	CGX-30524M	n/c			
<input type="radio"/> 2" Seat Rail Extension - Pair	CGX-30525	\$ 26			
Note: Frame widths measured across and from outside of seat frame tubes.			<input type="radio"/> Push Handle Extension - Width Adjustable	CGX-30560	n/c
Note: Must select 2" Seat Rail Extensions for 17" & 18" frame depths.			<input type="radio"/> Push Button, Angle-Adjustable Folding Stroller Handle Extension	CGX-30570	\$ 112
<input type="radio"/> Long Frame Width - Adjusts 14" to 18"	CGX-30240	n/c	Note: Available 10W-15W wheelchair frames only. For frames wider than 15W must choose Heavy Duty below.		
Specify Seat Frame Width Setting:			Note: Not removable, but allows frame to fold.		
<input type="radio"/> 14" <input type="radio"/> 15" <input type="radio"/> 16" <input type="radio"/> 17" <input type="radio"/> 18"			Note: Mounts direct to back post push handle.		
Specify Base Frame Width Setting:			<input type="radio"/> Push Button, Angle-Adjustable Folding Stroller Handle Extension - Heavy Duty	CGX-30575	\$ 179
<input type="radio"/> 14" <input type="radio"/> 15" <input type="radio"/> 16" <input type="radio"/> 17" <input type="radio"/> 18"			Note: Available 10W-22W wheelchair frames.		
Long Frame Depth - Adjusts 14" to 18"			Note: Not removable, but allows frame to fold.		
<input type="radio"/> 14"	CGX-30550	n/c	Note: Same as above but with metal hinge mechanism.		
<input type="radio"/> 15"	CGX-30506L	n/c	Note: Mounts direct to back post push handle.		
<input type="radio"/> 16"	CGX-30521L	n/c	<input type="radio"/> Push Button, Angle-Adjustable, Folding Push Handle Extension	CGX-30580	\$ 112
<input type="radio"/> 17"	CGX-30522L	n/c	Note: Available 10W-15W wheelchair frames only. For frames wider than 15W must choose Heavy Duty below.		
<input type="radio"/> 18"	CGX-30523L	n/c	Note: Not removable, but allows frame to fold.		
<input type="radio"/> 19" Must select 2" Seat Rail Extension below	CGX-30524L	n/c	Note: Mounts direct to straight back post tubes.		
<input type="radio"/> 20" Must select 2" Seat Rail Extension below	CGX-30529L	n/c	<input type="radio"/> Push Button, Angle-Adjustable Folding Push Handle Extension - Heavy Duty	CGX-30585	\$ 179
<input type="radio"/> 21" Must select 3" Seat Rail Extension below	CGX-30530L	\$ 500	Note: Available 10W-22W wheelchair frames.		
<input type="radio"/> 21" Must select 3" Seat Rail Extension below	CGX-30531L	\$ 500	Note: Not removable, but allows frame to fold.		
**Note: 21" frame depth is limited to 45 degrees of tilt.			Note: Same as above but with metal hinge mechanism.		
<input type="radio"/> 2" Seat Rail Extension - Pair	CGX-30525	\$ 26	Note: Mounts direct to straight back post tubes.		
<input type="radio"/> 3" Seat Rail Extension - Pair	CGX-30530	\$ 26	<input type="radio"/> Individual Stroller Handle Extensions Removable - Pair	CGX-30517	\$ 102
Note: Frame widths measured across and from outside of seat frame tubes.			Note: Not compatible with ANY Super Reclining Reduced Shear Back.		
Note: Must select 2" Seat Rail Extensions for 19" & 20" frame depths.					
Note: Must select 3" Seat Rail Extensions for 21" frame depths.					
Back Post Tubes					
Specify Push Handle, Back Post and Extensions					
<input type="radio"/> Standard 90° Bend Push Handles and Back Post Tubes	CGX-30518	n/c			
<input type="radio"/> Ergo Bend Push Handles and Back Post Tubes	CGX-30519	n/c			
Note: All push/stroller handle extensions not recommended with Ergo Bend.					
<input type="radio"/> Seating Dynamics Rocker Back	(K0108) CGX-30542	\$1734			
Note: Angle adjustable from 72° to 108° in 6° increments.					
Note: Supplied with a complete set of 4 elastomers in different durometers to allow spring adjustment in the field.					
Note: Locks into a non-dynamic position when necessary.					
Note: Does not allow the back post tubes to fold forward.					
<input type="radio"/> Super Reclining Reduced Shear Back	CGX-30562	\$ 918			
<input type="radio"/> Super Reclining Reduced Shear Back with Push Button, Angle-Adjustable Folding Stroller Handle Extension	CGX-30564	\$1122			
Note: Pivot point is 2.5" above the seat rail.					
Note: Recline range is 65° from 97° to 162°.					
Note: Includes height adjustable back post tubes for 21" -27" heights.					
Note: Available with standard 90° push handles only.					
Note: Only compatible with Push Button, Angle-Adjustable Folding Stroller Handle Extension.					
Note: Does not allow the back post tubes to fold forward.					

Date: _____ PO# _____

Marked For: _____

Description	Part No.	Retail
-------------	----------	--------

Description	Part No.	Retail
-------------	----------	--------

Legrests, Footrests and Extensions

Legrests

- Omit Legrest Hangers & Footrests** CGX-33000
- 75° Pop-Up Swing Away Hangers** CGX-30280 n/c
Note: Not available with high mount bracket.
- 90° Pop-Up Swing Away Hangers** CGX-30281 n/c
Note: Not available with 8" adjustable extensions.
- 90° Pop-Up Swing Away Elevating Legrests (ELRs)** CGX-30279 \$ 255
Note: Not available with all length adjustable extensions.
Note: Not available with 6.5" heavy duty extensions.
- 75° Latch Style Swing Away Hangers** CGX-30282 n/c
Note: Not available with high mount bracket.
- 90° Latch Style Swing Away Hangers** CGX-30283 n/c
Note: Not available with 8" adjustable extensions.

Footplates & Footboards

- Omit Footrest Plates** CGX-36404
- Composite Flip-Up** CGX-17070 n/c
- Kids Aluminum Angle Adjustable, Flip-up** (K0040) CGX-36020 \$ 160
Note: For frames 14" wide and narrower.
 - Heel Loops** (E0951) CGX-36022 \$ 41
 - Calf Strap - Webbing** (K0038) CGX-36024 \$ 41
- Adult Aluminum Angle Adj. Flip-up w/ Heel Loops** (K0040/E0951) CGX-36021 \$ 180
Note: For frames 15" wide and greater.
 - Omit Heel Loops** CGX-36023 n/c
- Aluminum Angle Adjustable Footboard Removable** (K0040) CGX-36029 \$ 160

MAPS Footplate Mounting Hardware

- MAPS (Multi Axis Positioning System) - Pair** CGX-36040 \$ 306
- MAPS (Multi Axis Positioning System) - Left** CGX-36040-L \$ 153
- MAPS (Multi Axis Positioning System) - Right** CGX-36040-R \$ 153
Note: MAPS connects footrest hangers to aluminum footrest plates to adjust for fixed foot and ankle positioning. MAPS footrest plates rotate and adjust for plantar and dorsiflexion and inversion and eversion positioning.
Note: Must choose aluminum footplates.
Note: MAPS not available with composite footplates or aluminum footboard.
Note: MAPS not available on 10" & 11" wide frames.

Legrest Extensions

- 4" Short Length Adjustable Extensions** CGX-30285 n/c
- 6" Medium Length Adjustable Extensions** CGX-30286 n/c
- 8" Long Length Adjustable Extensions** CGX-30287 n/c
Note: Not available with all 90° hangers.

Legrests, Footrests and Extensions(continued)

- 4.5" Heavy Duty ELR Extensions** CGX-36401 \$ 56
- 4.5" Heavy Duty Extensions** CGX-36402 \$ 56
Note: Heavy duty extensions do not telescope adjust. Footrests adjust vertically in length on heavy duty extension tubes.
- 6.5" Heavy Duty Extensions** CGX-36403 \$ 66
Note: Heavy duty extensions do not telescope adjust. Footrests adjust vertically in length on heavy duty extension tubes.
- High Mount Brackets** CGX-36407 \$ 102
Note: Includes flip-up mounting hardware for future growth adjustment.
Note: Not available with all 75° hangers.
- Specify Knee to Heel Measurement _____"** (see matrix page)

Legrests, Footrests and Extensions



Specialized Footrest Systems

Note: NOT AVAILABLE with X-Wide / X-Long Frames.
Note: ALL legrest measurements are from the seat rail to footplate.
Note: Not available with LEAF or SRO seat rail options.

Super Contracture Footrest Hanger (K0108)



- Short Pair - 11" to 15"** CGX-30291-2 \$3570
- Long Pair - 15" to 19"** CGX-30292-2 \$3570
Note: NOT AVAILABLE with X-Wide / X-Long Frame.
Note: Super Contracture for frames 15" wide and greater.
Note: Super Contracture is both swing-away and removable.
Note: Super Contracture has adjustable knee joints that have 48 positions that adjust in 7.5° increments.
Note: Super Contracture has short or long length-adjustable extension tubes with adjustable ankle joints that have 48 positions that adjust in 7.5° increments for plantar / dorsiflexion positioning.
Note: Angle adjustable footplate included.
Note: Frame and/or front caster choice may limit Super Contracture adjustment range and/or cause footplate/front caster interference.
Note: Super Contracture position may limit ankle joint/ footplate adjustment range.

2D Dynamic Footrest Hanger (K0108)









- Short Pair - 13.25" to 15.25"** CGX-30293-2 \$4080
- Long Pair - 15.25" to 17.25"** CGX-30294-2 \$4080
Note: NOT AVAILABLE with X-Wide / X-Long Frame.
Note: 2D Dynamic for frames 15" wide and greater.
Note: 2D Dynamic is both swing-away and removable.
Note: 2D Dynamic has adjustable knee joints that have 48 positions that adjust in 7.5° increments.
Note: 2D Dynamic has short or long length-adjustable extension tubes with 1.5" of dynamic telescoping travel.
Note: 2D Dynamic has ankle joints with 18° of dynamic flexion for plantar/dorsiflexion ankle/foot positioning.
Note: Angle adjustable footplate included.
Note: Frame and/or front caster choice may limit 2D Dynamic adjustment range and/or cause footplate/front caster interference.

3D Dynamic Footrest Hanger (K0108)

- Short Pair - 13" to 15"** CGX-30295-2 \$4590
- Long Pair - 15" to 17"** CGX-30296-2 \$4590
Note: NOT AVAILABLE with X-Wide / X-Long Frame.
Note: 3D Dynamic for frames 15" wide and greater.
Note: 3D Dynamic is both swing-away and removable.
Note: 3D Dynamic has adjustable dynamic knee joints that can be set at 40°, 50°, 70°, or 90° with 36° of dynamic elevation travel.
Note: 3D Dynamic has short or long length-adjustable extension tubes with 1.5" of dynamic telescoping travel.
Note: 3D Dynamic has ankle joints with 18° of dynamic flexion for plantar/dorsiflexion ankle/foot positioning.
Note: Angle adjustable footplate included.
Note: Frame and/or front caster choice may limit 3D Dynamic adjustment range and/or cause footplate/front caster interference.

Date: _____ PO# _____				Marked For: _____			
Description	Part No.	Retail	Description	Part No.	Retail		
Armrests and Armrest Pads			Front Wheels - Casters (continued)				
<input type="radio"/> Omit Armrests	CGX-38209		<input type="radio"/> 5" x 1" Poly, Plastic Mag	CGX-34555	n/c		
Back Post Mounted Armrests			<input type="radio"/> 5" Polyurethane Light-Up	CGX-35050	\$ 101		
Note: Flip-Back armrests length is measured from the front of the backpost tube to the end of the armrest with foam wrap pad installed.			<input type="radio"/> 5" x 1.5" Poly, Plastic Mag	CGX-34222	\$ 87		
<input type="radio"/> 10.5" Long Flip-Back	CGX-38204	n/c	<input type="radio"/> 5" x 1.4" Poly, Aluminum Mag	CGX-42000	\$ 92		
Note: Full length pad on 13.5" or longer armrests only.			<input type="radio"/> 6" x 1" Poly, Plastic Mag	CGX-34666	n/c		
<input type="radio"/> 13.5" Long Flip-Back	CGX-38202	n/c	<input type="radio"/> 6" x 1.5" Poly, Plastic Mag	CGX-34999	\$ 87		
Note: Full length pad on 13.5" or longer armrests only.			<input type="radio"/> 6" x 1.4" Poly, Aluminum Mag	CGX-44000	\$ 92		
<input type="radio"/> 10.5" Long Flip-Back Locking (E0973)	CGX-38201	\$ 245	<input type="radio"/> 6" x 2" Poly with Tread	CGX-34444	\$ 92		
Note: Full length pad on 13.5" or longer armrests only.			<input type="radio"/> 6" x 1" Pneumatic Plastic Mag (E2214/E2215)	CGX-34667	\$ 77		
<input type="radio"/> 13.5" Long Flip-Back Locking (E0973)	CGX-38200	\$ 245	<input type="radio"/> 7" x 1" Poly, Plastic Mag	CGX-34777	\$ 77		
Note: Full length pad on 13.5" or longer armrests only.			<input type="radio"/> 7" x 1.5" Poly, Plastic Mag	CGX-34000	\$ 118		
<input type="radio"/> 10.5" to 13.5" Long Flip-Back, Telescoping (E0973)	CGX-38208	\$ 240	<input type="radio"/> 7" x 2" Polyurethane	CGX-34200	\$ 118		
Note: Full length pad on 13.5" or longer armrests only.			Note: All 7" casters not available with all 12" rear wheels & Drum Brake Wheel lock systems.				
<input type="radio"/> 10.5" to 13.5" Long Flip-Back Locking, Telescoping (E0973)	CGX-38210	\$ 265	Rear Wheels - Tires - Accessories				
Note: Full length pad on 13.5" or longer armrests only.			Note: All wheel selections include Freedom Designs' Patented Double Locking Safety Axles.				
<input type="radio"/> 17" to 20" Long Flip-Back Locking, Telescoping (E0973)	CGX-38215	\$ 265	<input type="radio"/> Omit Rear Wheels and Axles	CGX-31524			
<input type="radio"/> Foam Wraps - Standard	CGX-38216	n/c	Mag Wheels				
<input type="radio"/> Desk Length Pads	CGX-38213	n/c	<input type="radio"/> 12" Low Profile Poly Mag (E2218)	CGX-31526	\$ 36		
<input type="radio"/> Full Length Pads	CGX-38214	n/c	Note: Not available with any foot/hand activated brake/wheel lock system.				
Note: 8.5" armrests not available with desk and full length armrest pads.			Note: Not available with airless inserts.				
Note: Full length pad on 13.5" or longer armrests only.			Note: All 12" wheels not available with all 7" casters.				
Frame Mounted Armrests			<input type="radio"/> 12" Semi Pneumatic Plastic Mag	CGX-31523	\$ 168		
<input type="radio"/> Single Post Fixed Height, Removable - Short 	(K0015) CGX-38222	\$ 225	Note: Not available with airless inserts.				
<input type="radio"/> Single Post Fixed Height, Removable - Tall 	(K0015) CGX-38224	\$ 225	Note: All 12" wheels not available with all 7" casters.				
Note: Single Post Fixed Height arms include a removable side guard.			<input type="radio"/> 12" Pneumatic Plastic Mag	CGX-31525	n/c		
Note: Adjustable in height with tools only. See matrix for height ranges.			<input type="radio"/> 12" Airless Inserts (E2213)	CGX-31019	\$ 77		
<input type="radio"/> Single Post Height Adjustable, Removable - Short (E0973)	CGX-38217	\$ 265	Note: All 12" wheels not available with all handrims.				
<input type="radio"/> Single Post Height Adjustable, Removable - Tall (E0973)	CGX-38203	\$ 265	Note: All 12" wheels not available with all 7" casters.				
<input type="radio"/> Dual Post Fixed Height Removable	CGX-38205	n/c	<input type="radio"/> 16" Pneumatic Plastic Mag	CGX-31530	\$ 41		
Note: All dual post armrests not available with short frame.			<input type="radio"/> 16" Airless Inserts (E2213)	CGX-31020	\$ 77		
Note: All dual post armrests not available with 22" or 24" wheels.			<input type="radio"/> 16" Aluminum Handrims	CGX-31014	\$ 169		
<input type="radio"/> Dual Post Flip-Back Height Adjustable, Removable (E0973)	CGX-38206	\$ 275	Note: 16" mag wheels not available with plastic coated handrims.				
Note: All dual post armrests not available with short frame.			<input type="radio"/> 18" Pneumatic Plastic Mag	CGX-31533	\$ 41		
Note: All dual post armrests not available with 22" or 24" wheels.			<input type="radio"/> 18" Airless Inserts (E2213)	CGX-31021	\$ 77		
<input type="radio"/> Desk Length Pads	CGX-38213	n/c	<input type="radio"/> 18" Aluminum Handrims	CGX-31015	\$ 169		
<input type="radio"/> Full Length Pads	CGX-38214	n/c	Note: 18" mag wheels not available with plastic coated handrims.				
<input type="radio"/> Specify Seat Rail to Top of Armrest Measurement _____"			<input type="radio"/> 20" Pneumatic Plastic Mag with Aluminum Handrim	CGX-31527	n/c		
Front Wheels - Casters			<input type="radio"/> 20" Airless Inserts (E2213)	CGX-31022	\$ 77		
<input type="radio"/> Omit Caster Wheels	CGX-34333		<input type="radio"/> 20" Plastic Coated Handrims	CGX-31016	\$ 119		
<input type="radio"/> 3" Polyurethane	CGX-34888	\$ 56	<input type="radio"/> 22" Pneumatic Plastic Mag with Aluminum Handrim	CGX-31528	n/c		
<input type="radio"/> 3" Polyurethane Light-Up	CGX-34111	\$ 56	Note: All 22" & 24" wheels not available with short tilt bracket.				
Note: 3" casters recommended for low seat to floor heights.			Note: All 22" & 24" wheels not available with dual post armrests.				
<input type="radio"/> 4" Polyurethane	CGX-40000	\$ 66	<input type="radio"/> 24" Pneumatic Plastic Mag with Aluminum Handrim	CGX-31529	n/c		
<input type="radio"/> 4" Polyurethane Light-Up	CGX-41000	\$ 101	<input type="radio"/> 24" Airless Inserts (E2213)	CGX-31024	\$ 77		
<input type="radio"/> 4" x 1.4" Poly, Aluminum Mag	CGX-43000	\$ 92	<input type="radio"/> 24" Plastic Coated Handrims	CGX-31018	\$ 119		
			Note: All 22" & 24" wheels not available with dual post armrests.				
			<input type="radio"/> Omit Handrims from 20", 22" or 24" Wheels	CGX-31006			

Date: _____ PO# _____ Marked For: _____

Description	Part No.	Retail	Description	Part No.	Retail
Rear Wheels - Tires - Accessories (continued)			Wheel Locks		
Spoke Wheels					
<input type="checkbox"/> 16" Grey Pneumatic Tire & Silver Spoke Aluminum Wheel 	CGX-31534	n/c	<input type="checkbox"/> Push to Lock - Standard	CGX-31501	n/c
Note: Rim, hub & spokes are anodized silver.			<input type="checkbox"/> Pull to Lock	CGX-31506	n/c
<input type="checkbox"/> 16" Airless Inserts (E2213)	CGX-31020	\$ 77	<input type="checkbox"/> Extension Handles (E0961)	CGX-31801	\$ 61
<input type="checkbox"/> 16" Silver Aluminum Handrim	CGX-31030	\$ 77	<input type="checkbox"/> Foot Activated Wheel Lock (E2228)	CGX-31508	n/c
<input type="checkbox"/> 16" Black Plastic Coated Handrim	CGX-31032	\$ 77	Note: Includes manual wheel locks to be used with public transportation.		
Note: 16" & 18" spoke wheels do not include handrims.			Note: Not available with 12" poly plastic mag wheels.		
<input type="checkbox"/> 16" Black Pneumatic Tire & Black Spoke Aluminum Wheel 	CGX-31535	n/c	Note: Not available with ALL 20" 22" & 24" wheels.		
Note: Rim, hub & spokes are anodized black.			Note: Not available with ALL vent and battery trays.		
<input type="checkbox"/> 16" Airless Inserts (E2213)	CGX-31020	\$ 77	<input type="checkbox"/> Hand Activated Brake and Wheel Lock System (E2228)	CGX-30275	n/c
Note: 16" & 18" spoke wheels do not include handrims.			Note: Includes manual wheel locks to be used with public transportation.		
<input type="checkbox"/> 16" Black Aluminum Handrim	CGX-31031	\$ 77	Note: Not available with 12" mag wheels with low pro poly tires.		
<input type="checkbox"/> 16" Black Plastic Coated Handrim	CGX-31032	\$ 77	Note: Not available with ALL 20" 22" & 24" wheels.		
Note: 16" & 18" spoke wheels do not include handrims.			Note: Used to control direction, speed, brake and lock wheels from strolling position.		
<input type="checkbox"/> 18" Grey Pneumatic Tire & Silver Spoke Aluminum Wheel 	CGX-31537	n/c	Rear Anti-Tippers		
Note: Rim, hub & spokes are anodized silver.			<input type="checkbox"/> Curb Assist Anti-Tip Assembly Flip-Up, Adjustable (E0971)	CGX-31600	\$ 97
<input type="checkbox"/> 18" Airless Inserts (E2213)	CGX-31021	\$ 77	Note: Pair includes one anti-tip tube with curb assist feature.		
<input type="checkbox"/> 18" Silver Aluminum Handrim	CGX-31034	\$ 77	<input type="checkbox"/> Standard Anti-Tip Assembly Flip-Up, Adjustable (E0971)	CGX-31603	\$ 97
<input type="checkbox"/> 18" Black Plastic Coated Handrim	CGX-31036	\$ 77			
Note: 16" & 18" spoke wheels do not include handrims.			Seat Pan Options		
<input type="checkbox"/> 18" Black Pneumatic Tire & Black Spoke Aluminum Wheel 	CGX-31538	n/c	<input type="checkbox"/> Fixed Solid Seat Pan - Bolteron (E2231)	CGX-39010	\$ 150
Note: Rim, hub & spokes are anodized black.			Note: Not available with folding frame.		
<input type="checkbox"/> 18" Airless Inserts (E2213)	CGX-31021	\$ 77	<input type="checkbox"/> Fixed Solid Seat Pan - Aluminum 	CGX-39030	\$ 170
<input type="checkbox"/> 18" Black Aluminum Handrim	CGX-31035	\$ 77	Note: Not available with folding frame.		
<input type="checkbox"/> 18" Black Plastic Coated Handrim	CGX-31036	\$ 77	<input type="checkbox"/> Removable Solid Seat Pan - Bolteron (E2231)	CGX-39012	\$ 170
Note: 16" & 18" spoke wheels do not include handrims.			<input type="checkbox"/> Removable Solid Seat Pan - Aluminum 	CGX-39032	\$ 255
<input type="checkbox"/> 20" Pneumatic Spoke Wheel with Aluminum Handrim	CGX-31540	\$ 204	Note: Aluminum Removable Solid Seat Pan adjusts 2" in width by mounting hardware to grow with CGX frame.		
<input type="checkbox"/> 20" Airless Inserts (E2213)	CGX-31022	\$ 77	Note: Removable solid seat pan includes 4-points of EZ-Lite mounting hardware.		
Note: Not available with foot/hand activated wheel locks.			Note: All seat pans include 2" x 2" notches for growth adjustment.		
Note: 20", 22" & 24" spoke wheels not available plastic coated handrims.			Note: All seat pans made to fit frame dimensions unless specified below.		
<input type="checkbox"/> 22" Pneumatic Spoke Wheel with Aluminum Handrim	CGX-31541	\$ 204	<input type="checkbox"/> Seat Width _____" X Seat Depth _____"		
<input type="checkbox"/> 22" Airless Inserts (E2213)	CGX-31023	\$ 77			
Note: Not available with foot/hand activated wheel locks.			Accessories		
Note: All 22" & 24" wheels not available with short tilt bracket.			<input type="checkbox"/> Medical Necessities Pouch	CGX-23207	\$ 41
Note: All 22" & 24" wheels not available with dual post armrests.			Note: Black nylon.		
Note: 20", 22" & 24" spoke wheels not available plastic coated handrims.			<input type="checkbox"/> Footrest Hanger Pads - Pair	SFDI-9HP	\$ 92
<input type="checkbox"/> 24" Pneumatic Spoke Wheel with Aluminum Handrim	CGX-31542	\$ 204	Note: Wrap-around pads made from black neoprene.		
<input type="checkbox"/> 24" Airless Inserts (E2213)	CGX-31024	\$ 77	<input type="checkbox"/> Frame Pads - Pair	10911-2	\$ 41
Note: Not available with foot/hand activated wheel locks.			Note: Wrap-around pads made from black neoprene.		
Note: All 22" & 24" wheels not available with short tilt bracket.			Note: Typically used to pad exposed back post tubes.		
Note: All 22" & 24" wheels not available with dual post armrests.			<input type="checkbox"/> Freedom Backpack 	CGX-10900	\$ 56
Note: 20", 22" & 24" spoke wheels not available plastic coated handrims.			Note: Black Nylon only with Freedom Designs logo.		
<input type="checkbox"/> Omit Handrims from 20", 22" or 24" Wheels	CGX-31006		Note: Monogramming is not available on Freedom Backpack.		
			<input type="checkbox"/> Freedom Canopy - Flip-Back 	CGX-10905	\$ 128
			Note: Canopy assembly includes removable mounting hardware.		
			Note: Canopy is available in black only with Freedom Designs logo.		
			Note: Canopy includes rear flap with zippered storage pocket.		
			Note: Canopy includes clear-view window.		

Date: _____ PO# _____

Marked For: _____

Description	Part No.	Retail
Anterior Support Surfaces – (Trays)		
<input type="radio"/> 3/8" Lexan Tray - Channel Bracket Hardware	(E0950) 08-2000	\$ 271
<input type="radio"/> 3/8" Lexan Tray - Adjustable Knob Hardware & Ribs	(E0950) 08-6000	\$ 219
<input type="radio"/> 1/4" Lexan Tray - EZ Lite Channel Hardware & Ribs	(E0950) 08-13000	\$ 183
<input type="radio"/> 1/4" Lexan Tray - Hook & Loop Straps	(E0950) 08-16000	\$ 106

HCPCS CODES are provided based on verification through PDAC or our interpretation of the code definitions. The use of HCPCS codes does not ensure coverage or payment. For coverage information, verify the appropriate payer's coverage policy.

Choose Seat to Floor Height _____"
Note: Use chart to determine seat to floor height. Seat to floor height determined by frame type, rear wheels, and front caster size.
Note: Caster sizes vary slightly in height by type.
Note: Seat to floor heights are approximate, and are impacted by wheel type, caster size and braking choice. Heights can vary +/- 3/8".
Note: Seat pan choice increases seat rail to floor height 3/8" to 3/4".

CGX Wheel / Caster Seat to Floor Heights

Wheel	Caster	Height - Standard	Height - X-Wide
12"	3"	14.5"	16"
12"	4"	16"	17.5"
12"	5"	16.5"-17"	18"-18.5"
12"	6"	17"-18"	18.5"-19.5"
12"	7"	19"***	20.5"***
16"	3"	N/A	N/A
16"	4"	N/A	N/A
16"	5"	N/A	N/A
16"	6"	17.5"	19"
16"	7"	18"	19.5"
18"	3"	14.5"	16"
18"	4"	16"	17.5"
18"	5"	16.5"-17"	18"-18.5"
18"	6"	17"-17.5"	18.5"-19"
18"	7"	19"	20.5"
20"	3"	N/A	N/A
20"	4"	N/A	N/A
20"	5"	17"-17.5"	18.5"-19"
20"	6"	17.5"-18"	19"-19.5"
20"	7"	18"-18.5"	19.5"-20"
22"	3"	N/A	N/A
22"	4"	N/A	N/A
22"	5"	17"-17.5"	18.5"-19"
22"	6"	17.5"-18"	19"-19.5"
22"	7"	18"-18.5"	19.5"-20"
24"	3"	N/A	N/A
24"	4"	N/A	N/A
24"	5"	17"-18.5"	18.5"-19"
24"	6"	17.5"-18"	19"-19.5"
24"	7"	18"-19"	19.5"-20.5"

Footrest / Extension Lengths

Extension/Hanger	75° Pop	75° Lch	90° Pop	90° Lch	ELR (90°)
Hanger Only	6"-8"	5.5"-8.5"	4"-8"	4"-8"	6"-10"
High Mount	N/A	N/A	1.5"-3"	N/A	N/A
4.5" H D Ext.	9"-12"	9.5"-12.5"	9"-12"	9"-12"	13"-15"
6.5" H D Ext.	9"-15"	9.5"-15.5"	9"-15"	9"-15"	N/A
4" Adjustable	10"-13"	9.5"-12.5"	11"-13"	10"-13"	N/A
6" Adjustable	12"-15"	10.5"-14.5"	13"-15"	12"-15"	N/A
8" Adjustable	14"-17"	12.5"-16.5"	N/A	N/A	N/A

MAPS Footrest / Extension Lengths

Extension/Hanger	75° Pop	75° Lch	90° Pop	90° Lch	ELR (90°)
Hanger Only	5.5"-7.5"	5"-8"	5.5"-7.5"	4.5"-7.5"	4.5"- 8.5" & 11.5"
High Mount	N/A	N/A	N/A	N/A	N/A
4.5" H D Ext.	8.5"-11.5"	9"-12"	8.5"-11.5"	8.5"-11.5"	12.5"-15.5"
6.5" H D Ext.	8.5"-13.5"	9"-14"	8.5"-13.5"	8.5"-13.5"	N/A
4" Adjustable	8.5"-11.5"	9"-12"	9.5"-11.5"	8.5"-11.5"	N/A
6" Adjustable	10.5"-13.5"	10"-14"	11.5"-13.5"	8.5"-13.5"	N/A
8" Adjustable	12.5"-15.5"	12"-16"	N/A	N/A	N/A

Note: Length from top of footrest plate to top of seat rail.
Note: Without extensions bottom hanger hole not accessible for hardware.
Note: Heavy duty extensions do not telescope adjust. Footrests adjust vertically in length on heavy duty extension tubes.

Freedom Designs Armrest Heights

Armrest and Pad	Foam	Desk	Full
Flip Back	6.5" - 11.5"	7.5" - 12.5"	7.5" - 12.5"
Flip Back Locking	6.5" - 11.5"	7.5" - 12.5"	7.5" - 12.5"
Telescoping Flip Back	6.5" - 11.5"	7.5" - 12.5"	7.5" - 12.5"
Flip Back Locking Telescoping	6.5" - 11.5"	7.5" - 12.5"	7.5" - 12.5"
Single Post Height Adj. Short	N/A	8" - 14"	8" - 14"
Single Post Height Adj. Tall	N/A	10" - 16"	10" - 16"
Dual Post Fixed Height	N/A	9.5"	9.5"
Dual Post Flip Back Height Adj.	N/A	9" - 13"	9" - 13"

Note: All heights from top of seat frame to top of armrest pad.