



Our kids are our passion.™

Freedom SP3-Mini Manual Wheelchair



Yes, you can.®

2241 N Madera Rd Simi Valley, CA 93065 Phone: (800) 331-8551 Fax: (888) 582-1509 www.freedomdesigns.com

Date: _____ Buyer: _____
 Company: _____
 Marked For: _____
 Email: _____

Quote Order PO# _____
 Location: _____
 Phone: _____
 Fax: _____

Description	Part No.	Retail	Description	Part No.	Retail
Frame Options			Frame Colors		
SP3-Mini Folding Transport Optional	(E1238) SPM-30270 or (K0005)	\$2315	Sugar Cookie	n/c	Pacific Blue n/c
Note: Transportation Option selected separately below.			Neon Yellow	n/c	Blue Blast n/c
Note: Includes Freedom Future Fit Program.			Yellow	n/c	Electric Blue n/c
Double Seat Rail Frame			Bright Pink	n/c	Galaxy Blue n/c
Note: Includes a crossbrace with a built-in seat rail for sling seat mounting or for seating system installation.			Pink Parfait	n/c	Passion Purple n/c
Note: Raises seat rail to floor 1-5/8".			Sugar Plum	n/c	Octane Orange n/c
Note: Not available with 10" wide frame.			Candy Violet	n/c	Red Sunset n/c
Single Seat Rail Frame			Candy Raspberry	n/c	Really Red n/c
Note: Not for use with Sling Seat Upholstery.			Extreme Green	n/c	Fiery Red n/c
Note: Seating system or Seat pan mounts directly to top of wheelchair sideframe.			Sparkle Green	n/c	Twilight n/c
SP3-Mini Rigid Transport Optional	(E1237) SPM-30270R or (K0005)	\$2315	Mystic Teal	n/c	Stormy Gray n/c
Note: Transportation Option selected separately below.					Black n/c
Note: Includes Freedom Future Fit Program.			Frame Dimensions		
Double Seat Rail Frame			Specify Frame Width Setting		
Note: Includes a crossbrace with a built-in seat rail for sling seat mounting or for seating system installation.			10" Wide	Not available with sling seat	SPM-30250 n/c
Note: Raises seat rail to floor 1-5/8".			11" Wide		SPM-30210 n/c
Note: Not available with 10" wide frame.			12" Wide		SPM-30220 n/c
Single Seat Rail Frame			13" Wide		SPM-30230 n/c
Note: Not for use with Sling Seat Upholstery.			14" Wide		SPM-30240 n/c
Note: Seating system or Seat pan mounts directly to top of wheelchair sideframe.			15" Wide		SPM-30290 n/c
			16" Wide		SPM-30260 n/c
			17" Wide		SPM-30330 \$ 77
			18" Wide		SPM-30280 \$ 77
			Note: Frame widths measured across and from outside of seat frame tubes.		
			Back Post Locations		
			Specify Frame Type and Frame Length		
			Small Frame Length - Adjusts 9"-12"	SPM-30509	n/c
			9"	SPM-9	n/c
			10"	SPM-10	n/c
			11"	SPM-11	n/c
			12"	SPM-12	n/c
			Specify Back Post Location (if other than specified above) _____"		
			Long Frame Length - Adjusts 11"-14"	SPM-30510	n/c
			11"	SPM-11	n/c
			12"	SPM-12	n/c
			13"	SPM-13	n/c
			14"	SPM-14	n/c
			Specify Back Post Location (if other than specified above) _____"		
			Note: SPM has 4" of depth adjustment for growth. Depth is measured from front of back post to end of the seat frame. For back post location add seating/hardware thickness (typically 2") to client's actual seat depth. Example: seat depth of 12" + back/hardware thickness of 2" = back post location set at 14".		

SPM Rider Weight Capacity is 200 lbs.




Page 1 of 5

SP3-Mini

CE

Date: _____ PO# _____

Marked For: _____

Description	Part No.	Retail	Description	Part No.	Retail
Back Post Locations (continued) Specify Frame Type and Frame Length Sling Seat Upholstery			Back Post Tubes (continued)		
Omit Seat Sling	SPM-39004		Push Button, Angle-Adjustable, Folding Push Handle Extension	SPM-30580	\$ 112
Seat Sling	SPM-39011	n/c	Note: Available 10W-15W wheelchair frames only. For frames wider than 15W must choose Heavy Duty below.		
Note: Not Available with ANY Single Post armrests.			Note: Not removable, but allows frame to fold.		
Note: See Page 4 for Seat Pan options.			Note: Mounts direct to straight back post tubes.		
Specify Seat Sling Length			Push Button, Angle-Adjustable Folding Push Handle Extension - Heavy Duty	SPM-30585	\$ 179
9"	SPM-30409	\$ 56	Note: Available 10W-22W wheelchair frames.		
10"	SPM-30500	\$ 56	Note: Not removable, but allows frame to fold.		
11"	SPM-30501	n/c	Note: Same as above but with metal hinge mechanism.		
12"	SPM-30502	\$ 56	Note: Mounts direct to straight back post tubes.		
13"	SPM-30503	n/c	Individual Stroller Handle Extensions Removable - Pair	SPM-30517	\$ 102
14"	SPM-30504	\$ 56	Sling Back Upholstery		
Seat Cushions			Omit Sling Back Upholstery	SPM-39005	
1" Seat Cushion	SPM-39003	\$ 87	Standard Sling Back Upholstery	SPM-39006	n/c
2" Seat Cushion	SPM-39007	\$ 97	Note: Not available with Flip-Down Rigidizing Bar.		
Note: Includes 4# foam & black knit cover with zipper closure.			Note: Sling back height must be selected below.		
Back Post Tubes Specify Push Handle, Back Post and Extensions			Tension Adjustable Sling Back Uph.	SPM-39008	\$ 236
Standard 90° Bend Push Handles and Back Post Tubes	SPM-30518	n/c	Note: Not available with Flip-Down Rigidizing Bar.		
Ergo Bend Push Handles and Back Post Tubes	SPM-30519	n/c	Note: Sling back height must be selected below.		
Note: All push/stroller handle extensions not recommended with Ergo Bend.			10" High	SPM-30910	n/c
Back Post Height			11" High	SPM-30911	n/c
Note: Back Posts are measured from top of seat rail to top of handle bend.			12" High	SPM-30912	n/c
Short Push Handle - 20" high	SPM-30515	n/c	13" High	SPM-30913	n/c
Medium Push Handle - 23" high	SPM-30514	n/c	14" High	SPM-30914	n/c
Tall Push Handle - 26" high	SPM-30516	n/c	15" High	SPM-30915	n/c
			16" High	SPM-30916	n/c
			17" High	SPM-30917	n/c
			18" High	SPM-30918	n/c
			Note: Sling back height must be selected when ordering Standard or Adjustable Tension Sling Back Upholstery.		
Stroller Handle Extensions			Legrests, Footrests and Extensions		
Note: All stroller handle ext. add approximately 6.5" to push handle height.			Legrests		
Note: All stroller/push handle extensions except Individual include a black neoprene wrap around pad.			Omit Legrest Hangers & Footrests	SPM-33000	
			75° Pop-Up Swing Away Hangers	SPM-30284	n/c
-30560	-30570/5	-30580/5	Note: Not available with high mount bracket.		
			90° Pop-Up Swing Away Hangers	SPM-30281	n/c
Push Handle Extension - Width Adjustable	SPM-30560	n/c	Note: Not available with 8" adjustable extensions.		
Note: Not removable, but allows frame to fold.			Footplates & Footboards		
Note: Mounts direct to back post push handle.			Omit Footrest Plates	SPM-36404	
Push Button, Angle-Adjustable Folding Stroller Handle Extension	SPM-30570	\$ 112	Composite Flip-Up	SPM-17070	n/c
Note: Available 10W-15W wheelchair frames only. For frames wider than 15W must choose Heavy Duty below.			Kids Aluminum Angle Adjustable, Flip-up	(K0040) SPM-36020	\$ 160
Note: Not removable, but allows frame to fold.			Note: For frames 14" wide and narrower.		
Note: Mounts direct to back post push handle.			Heel Loops	(E0951) SPM-36022	\$ 41
Push Button, Angle-Adjustable Folding Stroller Handle Extension - Heavy Duty	SPM-30575	\$ 179	Calf Strap - Webbing	(K0038) SPM-36024	\$ 41
Note: Available 10W-22W wheelchair frames.			Adult Aluminum Angle Adj. Flip-up w/ Heel Loops	(K0040/ E0951) SPM-36021	\$ 180
Note: Not removable, but allows frame to fold.			Note: For frames 15" wide and greater.		
Note: Same as above but with metal hinge mechanism.			Omit Heel Loops	SPM-36023	n/c
Note: Mounts direct to back post push handle.			Aluminum Angle Adjustable Footboard Removable	(K0040) SPM-36029	\$ 160

Date: _____ PO# _____ Marked For: _____

Description	Part No.	Retail	Description	Part No.	Retail
Legrests, Footrests and Extensions(continued)			Armrests and Armrest Pads (continued)		
MAPS Footplate Mounting Hardware			Frame Mounted Armrests		
MAPS (Multi Axis Positioning System) - Pair	SPM-36040	\$ 306	Single Post Fixed Height, Removable - Short	(K0015) SPM-38222	\$ 225
MAPS (Multi Axis Positioning System) - Left	SPM-36040-L	\$ 153	Single Post Fixed Height, Removable - Tall	(K0015) SPM-38224	\$ 225
MAPS (Multi Axis Positioning System) - Right	SPM-36040-R	\$ 153	Note: Single Post Fixed Height arms include a removable side guard. Note: Adjustable in height with tools only. See matrix for height ranges. Note: Not available with ANY clothing guard accessory.		
Note: MAPS connects footrest hangers to aluminum footrest plates to adjust for fixed foot and ankle positioning. MAPS footrest plates rotate and adjust for plantar and dorsiflexion and inversion and eversion positioning. Note: Must choose aluminum footplates. Note: Not available on 10" & 11" wide frames. Note: MAPS not available with composite footplates or aluminum footboard.			Single Post Height Adjustable, Removable - Short	(E0973) SPM-38217	\$ 265
Legrest Extensions			Single Post Height Adjustable, Removable - Tall	(E0973) SPM-38203	\$ 265
4" Short Length Adjustable Extensions	SPM-30285	n/c	Note: Not available with ANY clothing guard accessory.		
6" Medium Length Adjustable Extensions	SPM-30286	n/c	Desk Length Pads	SPM-38213	n/c
4.5" Heavy Duty Extensions	SPM-36402	\$ 56	Full Length Pads	SPM-38214	n/c
Note: Heavy duty extensions do not telescope adjust. Footrests adjust vertically in length on heavy duty extension tubes.			Specify Seat Rail to Top of Armrest Measurement _____ "		
6.5" Heavy Duty Extensions	SPM-36403	\$ 66	Front Wheels - Casters		
Note: Heavy duty extensions do not telescope adjust. Footrests adjust vertically in length on heavy duty extension tubes.			Omit Caster Wheels	SPM-34333	
High Mount Brackets	SPM-36407	\$ 102	3" Polyurethane	SPM-34888	\$ 56
Note: Includes flip-up mounting hardware for future growth adjustment. Note: Not available with all 75° hangers.			3" Polyurethane Light-Up	SPM-34111	\$ 56
Specify Knee to Heel Measurement _____ " (see matrix page)			Note: 3" casters recommended for low seat to floor heights.		
Armrests and Armrest Pads			4" Polyurethane	SPM-40000	\$ 66
Omit Armrests	SPM-38209		4" Polyurethane Light-Up	SPM-41000	\$ 101
Back Post Mounted Armrests			4" x 1.4" Poly, Aluminum Mag	SPM-43000	\$ 92
Note: Flip-Back armrests length is measured from the front of the backpost tube to the end of the armrest with foam wrap pad installed.			5" x 1" Poly, Plastic Mag	SPM-34555	n/c
10.5" Long Flip-Back	SPM-38204	n/c	5" Polyurethane Light-Up	SPM-35050	\$ 101
Note: Full length pad on 13.5" or longer armrests only.			5" x 1.5" Poly, Plastic Mag	SPM-34222	\$ 87
13.5" Long Flip-Back	SPM-38202	n/c	5" x 1.4" Poly, Aluminum Mag	SPM-42000	\$ 92
Note: Full length pad on 13.5" or longer armrests only.			6" x 1" Poly, Plastic Mag	SPM-34666	n/c
10.5" Long Flip-Back Locking (E0973)	SPM-38201	\$ 245	6" x 1.5" Poly, Plastic Mag	SPM-34999	\$ 87
Note: Full length pad on 13.5" or longer armrests only.			6" x 1.4" Poly, Aluminum Mag	SPM-44000	\$ 92
13.5" Long Flip-Back Locking (E0973)	SPM-38200	\$ 245	6" x 2" Poly with Tread	SPM-34444	\$ 92
Note: Full length pad on 13.5" or longer armrests only.			6" x 1" Pneumatic Plastic Mag (E2214/E2215)	SPM-34667	\$ 77
10.5" to 13.5" Long Flip-Back, Telescoping (E0973)	SPM-38208	\$ 240	Caster Stem Spacer - 0.75"	SPM-34778	n/c
Note: Full length pad on 13.5" or longer armrests only.			Rear Wheels - Tires - Accessories		
10.5" to 13.5" Long Flip-Back Locking, Telescoping (E0973)	SPM-38210	\$ 265	Note: All wheel selections include Freedom Designs' Patented Double Locking Safety Axles.		
Note: Full length pad on 13.5" or longer armrests only.			Omit Rear Wheels and Axles	SPM-31524	
17" to 20" Long Flip-Back Locking, Telescoping (E0973)	SPM-38215	\$ 265	Mag Wheels		
Note: Full length pad on 13.5" or longer armrests only.			12" Low Profile Poly Mag (E2218)	SPM-31526	\$ 36
Foam Wraps - Standard	SPM-38216	n/c	Note: Not available with airless inserts.		
Desk Length Pads	SPM-38213	n/c	12" Semi Pneumatic Plastic Mag (K0069)	SPM-31523	\$ 168
Full Length Pads	SPM-38214	n/c	Note: Not available with airless inserts.		
Note: Full length pad on 13.5" or longer armrests only.			12" Pneumatic Plastic Mag	SPM-31525	n/c
			12" Airless Inserts (E2213)	SPM-31019	\$ 77
			Note: All 12" wheels not available with all handrims.		
			16" Pneumatic Plastic Mag	SPM-31530	\$ 41
			16" Airless Inserts (E2213)	SPM-31020	\$ 77
			16" Aluminum Handrims	SPM-31014	\$ 169
			Note: 16" mag wheels not available with plastic coated handrims.		
			18" Pneumatic Plastic Mag	SPM-31533	\$ 41
			18" Airless Inserts (E2213)	SPM-31021	\$ 77
			18" Aluminum Handrims	SPM-31015	\$ 169
			Note: 18" mag wheels not available with plastic coated handrims.		

Date: _____ PO# _____ Marked For: _____

Description	Part No.	Retail	Description	Part No.	Retail
○ 20" Pneumatic Plastic Mag with Aluminum Handrim	SPM-31527	n/c	Seat Pan Options		
○ 20" Airless Inserts (E2213)	SPM-31022	\$ 77	Fixed Solid Seat Pan - Bolteron (E2231)	SPM-39010	\$ 150
○ 20" Plastic Coated Handrims	SPM-31016	\$ 119	Note: Not available with folding frame.		
○ Omit Handrims from 20", 22" or 24" Wheels	SPM-31006		Fixed Solid Seat Pan - Aluminum (E2231)	SPM-39030	\$ 170
Spoke Wheels			Note: Fixed Seat Pan raises the effective seat to floor height by 1/2".		
○ 16" Grey Pneumatic Tire & Silver Spoke Aluminum Wheel	SPM-31534	n/c	Note: Not available with folding frame.		
Note: Rim, hub & spokes are anodized silver.			Removable Solid Seat Pan - Bolteron (E2231)	SPM-39012	\$ 170
○ 16" Airless Inserts (E2213)	SPM-31020	\$ 77	Removable Solid Seat Pan - Aluminum (E2231)	SPM-39032	\$ 255
○ 16" Silver Aluminum Handrim	SPM-31030	\$ 77	Note: Removable Seat Pan raises the effective seat to floor height by 5/8".		
○ 16" Black Plastic Coated Handrim	SPM-31032	\$ 77	Note: Aluminum Removable Solid Seat Pan adjusts 2" in width by mounting hardware.		
Note: 16" & 18" spoke wheels do not include handrims.			Note: Removable solid seat pan includes 4-points of EZ-Lite mounting hardware.		
○ 16" Black Pneumatic Tire & Black Spoke Aluminum Wheel	SPM-31535	n/c	Note: All seat pans include 2" x 2" notches for growth adjustment.		
Note: Rim, hub & spokes are anodized black.			Note: All seat pans made to fit frame dimensions unless specified below.		
○ 16" Airless Inserts (E2213)	SPM-31020	\$ 77	Seat Width _____" X Seat Depth _____"		
Note: 16" & 18" spoke wheels do not include handrims.			Accessories		
○ 16" Black Aluminum Handrim	SPM-31031	\$ 77	Clothing Guards - Fabric	SPM-CGF	\$ 71
○ 16" Black Plastic Coated Handrim	SPM-31032	\$ 77	Note: Not available with ANY single post armrests.		
Note: 16" & 18" spoke wheels do not include handrims.			Clothing Guards - Quick-Release, Rigid	SPM-CGR	\$ 122
○ 18" Grey Pneumatic Tire & Silver Spoke Aluminum Wheel	SPM-31537	n/c	Note: Not available with ANY single post armrests.		
Note: Rim, hub & spokes are anodized silver.			Medical Necessities Pouch	SPM-23207	\$ 68
○ 18" Airless Inserts (E2213)	SPM-31021	\$ 77	Note: Black nylon.		
○ 18" Silver Aluminum Handrim	SPM-31034	\$ 77	Footrest Hanger Pads - Pair	SFDI-9HP	\$ 92
○ 18" Black Plastic Coated Handrim	SPM-31036	\$ 77	Note: Wrap-around pads made from black neoprene.		
Note: 16" & 18" spoke wheels do not include handrims.			Frame Pads - Pair	10911-2	\$ 82
○ 18" Black Pneumatic Tire & Black Spoke Aluminum Wheel	SPM-31538	n/c	Note: Wrap-around pads made from black neoprene.		
Note: Rim, hub & spokes are anodized black.			Note: Typically used to pad exposed back post tubes.		
○ 18" Airless Inserts (E2213)	SPM-31021	\$ 77	Flip-Down Rigidizing Bar	SPM-23210	\$ 129
○ 18" Black Aluminum Handrim	SPM-31035	\$ 77	Note: Mounts to back post tubes to add rigidity to frame.		
○ 18" Black Plastic Coated Handrim	SPM-31036	\$ 77	Note: Does NOT adjust in width to grow with frame.		
Note: 16" & 18" spoke wheels do not include handrims.			Freedom Backpack	SPM-10900	\$ 56
○ 20" Pneumatic Spoke Wheel with Aluminum Handrim	SPM-31540	\$ 204	Note: Black Nylon only with Freedom Designs logo.		
○ 20" Airless Inserts (E2213)	SPM-31022	\$ 77	Note: Monogramming is not available on Freedom Backpack.		
Note: 20", 22" & 24" spoke wheels not available plastic coated handrims.			Freedom Canopy - Flip-Back	SPM-10905	\$ 128
○ Omit Handrims from 20", 22" or 24" Wheels	SPM-31006		Note: Canopy assembly includes removable mounting hardware.		
Wheel Locks			Note: Canopy is available in black only with Freedom Designs logo.		
Push to Lock - Standard	SPM-31501	n/c	Note: Canopy includes rear flap with zippered storage pocket.		
Pull to Lock	SPM-31506	n/c	Note: Canopy includes clear-view window.		
Extension Handles (E0961)	SPM-31801	\$ 61	Anterior Support Surfaces - (Trays)		
Anti-Tippers			3/8" Lexan Tray - Channel Bracket Hardware (E0950)	08-2000	\$ 271
Anti-Tip Assembly - Fixed (E0971)	SPM-31600	\$ 97	3/8" Lexan Tray - Adjustable Knob Hardware & Ribs (E0950)	08-6000	\$ 219
Anti-Tip Assembly - Swing-Away (E0971)	SPM-31602	\$ 97	1/4" Lexan Tray - EZ Lite Channel Hardware & Ribs (E0950)	08-13000	\$ 183
Note: Not available with Reverse Configuration Frame.			1/4" Lexan Tray - Hook & Loop Straps (E0950)	08-16000	\$ 106

Date: _____ PO# _____

Marked For: _____

Description	Part No.	Retail
Footrest / Extension Lengths		
Extension/Hanger	75° Pop	75° Lch
Hanger Only	6"-8"	5.5"-8.5"
High Mount	N/A	N/A
4.5" H D Ext.	9"-12"	9.5"-12.5"
6.5" H D Ext.	9"-15"	9.5"-15.5"
4" Adjustable	10"-13"	9.5"-12.5"
6" Adjustable	12"-15"	10.5"-14.5"
8" Adjustable	14"-17"	12.5"-16.5"

Description	Part No.	Retail
Freedom Designs Armrest Heights		
Armrest and Pad	Foam	Desk
Flip Back	6.5" - 11.5"	7.5" - 12.5"
Flip Back Locking	6.5" - 11.5"	7.5" - 12.5"
Telescoping Flip Back	6.5" - 11.5"	7.5" - 12.5"
Flip Back Locking Telescoping	6.5" - 11.5"	7.5" - 12.5"
Single Post Height Adj. Short	N/A	8" - 14"
Single Post Height Adj. Tall	N/A	10" - 16"
Dual Post Fixed Height	N/A	9.5"
Dual Post Flip Back Height Adj.	N/A	9" - 13"

MAPS Footrest / Extension Lengths					
Extension/Hanger	75° Pop	75° Lch	90° Pop	90° Lch	ELR (90°)
Hanger Only	5.5"-7.5"	5"-8"	5.5"-7.5"	4.5"-7.5"	4.5"- 8.5" & 11.5"
High Mount	N/A	N/A	N/A	N/A	N/A
4.5" H D Ext.	8.5"-11.5"	9"-12"	8.5"-11.5"	8.5"-11.5"	12.5"-15.5"
6.5" H D Ext.	8.5"-13.5"	9"-14"	8.5"-13.5"	8.5"-13.5"	N/A
4" Adjustable	8.5"-11.5"	9"-12"	9.5"-11.5"	8.5"-11.5"	N/A
6" Adjustable	10.5"-13.5"	10"-14"	11.5"-13.5"	8.5"-13.5"	N/A
8" Adjustable	12.5"-15.5"	12"-16"	N/A	N/A	N/A

Note: All heights from top of seat frame to top of armrest pad.

HCPCS CODES are provided based on verification through PDAC or our interpretation of the code definitions. The use of HCPCS codes does not ensure coverage or payment. For coverage information, verify the appropriate payer's coverage policy.

Choose Seat to Floor Height _____"

Note: Use chart to determine seat to floor height. Seat to floor height determined by frame type, rear wheels, and front caster size.

Note: Caster sizes vary slightly in height by type.

Note: Seat to floor heights are approximate, and are impacted by wheel type, caster size and braking choice. Heights can vary +/- 3/8".

Note: Seat pan choice increases seat rail to floor height 3/8" to 3/4".

SPM Wheel / Caster Seat to Floor Heights

Wheel	Caster	Single Seat Rail		Double Seat Rail	
		Height	Arc Over Rail	Height	Arc Over Rail
12"	3"	10.5"	2"	12.25"	0"
12"	4"	11"	1.5"	13.75"	0"
12"	5"	12"-13"	0.5"-0"	13.75"-14.75"	0"
12"	6"	12.5"-13.5"	0"	14.25"-15.25"	0"
16"	3"	10.5"	6"	12.25"	4.25"
16"	4"	11"	5.5"	12.75"	4.75"
16"	5"	12"-13"	3.5"-2.5"	13.75"-14.75"	2.75"-1.75"
16"	6"	12.5"-13.5"	4"-3"	14.25"-15.25"	2.25"-1.25"
18"	3"	11.5"	7"	13.25"	5.25"
18"	4"	11"-11.5"	7.5"-7"	12.75"-13.25"	5.75"-5.25"
18"	5"	12"-13"	6.5"-5.5"	13.75"-14.75"	4.75"-3.75"
18"	6"	12.5"-13.5"	6"-5"	14.25"-15.25"	4.25"-3.25"
20"	3"	12"	8.5"	13.75"	6.75"
20"	4"	12"-12.5"	8.5"-8"	13.75"-14.25"	6.75"-6.25"
20"	5"	12"-13"	8.5"-7.5"	13.75"-14.75"	6.75"-5.75"
20"	6"	12.5"-13.5"	8"-7"	14.25"-15.25"	6.25"-5.25"

Note: Length from top of footrest plate to top of seat rail.
Note: Without extensions bottom hanger hole not accessible for hardware.
Note: Heavy duty extensions do not telescope adjust. Footrests adjust vertically in length on heavy duty extension tubes.