



Our kids are our passion.™

Freedom SP3 Manual Wheelchair



Yes, you can.™

2241 N Madera Rd Simi Valley, CA 93065 Phone: (800) 331-8551 Fax: (888) 582-1509 www.freedomdesigns.com

Date: _____ Buyer: _____
 Company: _____
 Marked For: _____
 Email: _____

Quote Order PO# _____
 Location: _____
 Phone: _____
 Fax: _____

Description	Part No.	Retail	Description	Part No.	Retail	
Frame Options			Frame Colors			
SP3 Folding (E1238) Transport Optional or (K0005)	SP3-30270	\$2158	Sugar Cookie	n/c	Pacific Blue	n/c
Note: Transportation Option selected separately below. Note: Not available in 20" frame width. Note: Includes Freedom Future Fit Program.			Neon Yellow	n/c	Blue Blast	n/c
SP3 Rigid (E1237) Transport Optional or (K0005)	SP3-30270R	\$2158	Yellow	n/c	Electric Blue	n/c
Note: Transportation Option selected separately below. Note: Includes Freedom Future Fit Program.			Bright Pink	n/c	Galaxy Blue	n/c
Transportation Option			Pink Parfait	n/c	Passion Purple	n/c
Note: Used when Transport Optional frame is selected above.			Sugar Plum	n/c	Octane Orange	n/c
Transportation Package	SP3-99998	\$ 250	Candy Violet	n/c	Red Sunset	n/c
Note: Must be installed by Freedom Designs manufacturing. Note: Not available with all vent and battery trays. Note: Freedom's combination of customized seating and wheelchair frames are WC19 crash test approved. Note: Most Freedom seating, hardware, and positioning accessories have been WC20 tested and approved for transit.			Candy Raspberry	n/c	Really Red	n/c
Push Wheel Configuration			Extreme Green	n/c	Fiery Red	n/c
Standard Configuration	SP3-STD	n/c	Sparkle Green	n/c	Twilight	n/c
Rear Wheel Drive			Mystic Teal	n/c	Stormy Gray	n/c
Reverse Configuration	SP3-REV	n/c			Black	n/c
Front Wheel Drive			Frame Dimensions			
Note: Reverse Configuration not available with any latch swing away hangers. Note: Reverse Configuration not available with Swing-Away Anti-Tips.			Specify Frame Width Setting			
Vent & Battery Trays			10" Wide	SP3-30250	n/c	
Note: All vent and battery trays not with transport.			11" Wide	SP3-30210	n/c	
Note: All vent and battery trays not with X-Small frame.			12" Wide	SP3-30220	n/c	
Note: All vent and battery trays best with standard 90° bend push handles and push button angle adjustable stroller handle extensions.			13" Wide	SP3-30230	n/c	
Vent Tray - Fixed (E1029) 11-7000		\$ 439	14" Wide	SP3-30240	n/c	
Battery Tray - Fixed (K0108) 11-8000		\$ 429	15" Wide	SP3-30290	n/c	
Quick Release Tray Hardware (E1028) 563		\$ 272	16" Wide	SP3-30260	n/c	
Note: For LP10 style vent and battery tray on frames 16" wide and greater. Note: Vent tray is 4" narrower than frame width and 16" deep. Note: Battery tray is 4" narrower than frame width and 10" deep.			17" Wide	SP3-30330	\$ 77	
			18" Wide	SP3-30280	\$ 77	
			20" Note: Available in Rigid Frame Only (E2201)	SP3-30300	\$ 400	
			Note: Frame widths measured across and from outside of seat frame tubes. Note: Vent and battery trays only with 16" and wider frames.			
			Back Post Locations			
			Specify Frame Type and Frame Length			
			X-Small Frame Length - Adjusts 11"-14"	SP3-30507	n/c	
			11"	SP3-11	n/c	
			12"	SP3-12	n/c	
			13"	SP3-13	n/c	
			14"	SP3-14	n/c	
			Specify Back Post Location (if other than specified above) _____"			
			Note: Not available with Seating Dynamics Rocker Back. Note: 24" wheels not available with X-Small frame. Note: All vent and battery trays not available with X-Small frame.			
			Small Frame Length - Adjusts 14"-17"	SP3-30509	n/c	
			14"	SP3-14	n/c	
			15"	SP3-15	n/c	
			16"	SP3-16	n/c	
			17"	SP3-17	n/c	
			Specify Back Post Location (if other than specified above) _____"			
			Note: Not available with Seating Dynamics Rocker Back. Note: 24" wheels only with 3", 4" or 5" casters.			





SP3 Rider Weight Capacity is 250 lbs.

Page 1 of 5

SP3

CE

Date: _____ PO# _____ Marked For: _____

Description	Part No.	Retail	Description	Part No.	Retail
<p align="center">Back Post Locations (continued) Specify Frame Type and Frame Length</p> <p>Medium Frame Length - Adjusts 16"-19"</p> <p>16" SP3-16 n/c 17" SP3-17 n/c 18" SP3-18 n/c 19" SP3-19 n/c</p> <p>Specify Back Post Location (if other than specified above) _____"</p> <p>Long Frame Length - Adjusts 18"-21"</p> <p>18" SP3-18 n/c 19" SP3-19 n/c 20" (E2203) SP3-20 \$ 500 21" (E2203) SP3-21 \$ 500</p> <p>Specify Back Post Location (if other than specified above) _____"</p> <p>Note: SP3 has 4" of depth adjustment for growth. Depth is measured from front of back post to end of the seat frame. For back post location add seating/hardware thickness (typically 2") to client's actual seat depth. Example: seat depth of 12" + back/hardware thickness of 2" = back post location set at 14".</p>			<p align="center">Back Post Tubes (continued)</p> <p>Push Button, Angle-Adjustable Folding Stroller Handle Extension - Heavy Duty SP3-30575 \$ 179 Note: Available 10W-22W wheelchair frames. Note: Not removable, but allows frame to fold. Note: Same as above but with metal hinge mechanism. Note: Mounts direct to back post push handle.</p> <p>Push Button, Angle-Adjustable, Folding Push Handle Extension SP3-30580 \$ 112 Note: Available 10W-15W wheelchair frames only. For frames wider than 15W must choose Heavy Duty below. Note: Not removable, but allows frame to fold. Note: Mounts direct to straight back post tubes.</p> <p>Push Button, Angle-Adjustable Folding Push Handle Extension - Heavy Duty SP3-30585 \$ 179 Note: Available 10W-22W wheelchair frames. Note: Not removable, but allows frame to fold. Note: Same as above but with metal hinge mechanism. Note: Mounts direct to straight back post tubes.</p> <p>Individual Stroller Handle Extensions Removable - Pair SP3-30517 \$ 102</p>		
<p align="center">Back Post Tubes Specify Push Handle, Back Post and Extensions</p> <p>Standard 90° Bend Push Handles and Back Post Tubes SP3-30518 n/c</p> <p>Ergo Bend Push Handles and Back Post Tubes SP3-30519 n/c Note: All push/stroller handle extensions not recommended with Ergo Bend.</p> <p>Seating Dynamics Rocker (K0108) SP3-30532 \$1734 Note: Not Available on X-Small & Small frame lengths. Note: Angle adjustable from 72° to 108° in 6° increments. Note: Supplied with a complete set of 4 elastomers in different durometers to allow spring adjustment in the field. Note: Locks into a non-dynamic position when necessary. Note: Does not allow the back post tubes to fold forward.</p>			<p align="center">Legrests, Footrests and Extensions Legrests</p> <p>Omit Legrest Hangers & Footrests SP3-33000</p> <p>75° Pop-Up Swing Away Hangers SP3-30284 n/c Note: Not available with high mount bracket.</p> <p>90° Pop-Up Swing Away Hangers SP3-30281 n/c Note: Not available with 8" adjustable extensions.</p> <p>90° Pop-Up Swing Away Elevating Legrests (ELRs) SP3-30279 \$ 255 Note: Not available with all length adjustable extensions. Note: Not available with 6.5" heavy duty extensions.</p> <p>75° Latch Style Swing Away Hangers SP3-30282 n/c Note: Not available with high mount bracket. Note: Not available with Reverse Configuration frame.</p> <p>90° Latch Style Swing Away Hangers SP3-30283 n/c Note: Not available with Reverse Configuration frame. Note: Not available with 8" adjustable extensions.</p>		
<p align="center">Back Post Height</p> <p>Note: Back Posts are measured from top of seat rail to top of handle bend.</p> <p>Short Push Handle - 20" high SP3-30515 n/c Medium Push Handle - 23" high SP3-30514 n/c Tall Push Handle - 26" high SP3-30516 n/c</p>			<p align="center">Footplates & Footboards</p> <p>Omit Footrest Plates SP3-36404</p> <p>Composite Flip-Up SP3-17070 n/c</p> <p>Kids Aluminum Angle Adjustable, Flip-up (K0040) SP3-36020 \$ 160 Note: For frames 14" wide and narrower.</p> <p>Heel Loops (E0951) SP3-36022 \$ 41</p> <p>Calf Strap - Webbing (K0038) SP3-36024 \$ 41</p> <p>Adult Aluminum Angle Adj. Flip-up w/ Heel Loops (K0040/E0951) SP3-36021 \$ 180 Note: For frames 15" wide and greater.</p> <p>Omit Heel Loops SP3-36023 n/c</p> <p>Aluminum Angle Adjustable Footboard Removable (K0040) SP3-36029 \$ 160</p>		
<p align="center">Stroller Handle Extensions</p> <p>Note: All stroller handle ext. add approximately 6.5" to push handle height. Note: All stroller/push handle extensions except Individual include a black neoprene wrap around pad.</p> <p> -30560  -30570/5  -30580/5  -30517</p> <p>Push Handle Extension - Width Adjustable SP3-30560 n/c Note: Not removable, but allows frame to fold. Note: Mounts direct to back post push handle.</p> <p>Push Button, Angle-Adjustable Folding Stroller Handle Extension SP3-30570 \$ 112 Note: Available 10W-15W wheelchair frames only. For frames wider than 15W must choose Heavy Duty below. Note: Not removable, but allows frame to fold. Note: Mounts direct to back post push handle.</p>					

Date: _____ PO# _____ Marked For: _____

Description	Part No.	Retail	Description	Part No.	Retail
Legrests, Footrests and Extensions(continued) MAPS Footplate Mounting Hardware MAPS (Multi Axis Positioning System) - Pair SP3-36040 \$ 306 MAPS (Multi Axis Positioning System) - Left SP3-36040-L \$ 153 MAPS (Multi Axis Positioning System) - Right SP3-36040-R \$ 153 Note: MAPS connects footrest hangers to aluminum footrest plates to adjust for fixed foot and ankle positioning. MAPS footrest plates rotate and adjust for plantar and dorsiflexion and inversion and eversion positioning. Note: Must choose aluminum footplates. Note: Not available on 10" & 11" wide frames Note: MAPS not available with composite footplates or aluminum footboard.			Armrests and Armrest Pads (continued) Frame Mounted Armrests Single Post Fixed Height, Removable - Short (K0015) SP3-38222 \$ 225 Single Post Fixed Height, Removable - Tall (K0015) SP3-38224 \$ 225 Note: Single Post Fixed Height arms include a removable side guard. Note: Adjustable in height with tools only. See matrix for height ranges. Note: Not available with ANY clothing guard accessory.		
Legrest Extensions 4" Short Length Adjustable Extensions SP3-30285 n/c 6" Medium Length Adjustable Extensions SP3-30286 n/c 8" Long Length Adjustable Extensions SP3-30287 n/c Note: Not available with all 90° hangers. 4.5" Heavy Duty ELR Extensions SP3-36401 \$ 56 4.5" Heavy Duty Extensions SP3-36402 \$ 56 Note: Heavy duty extensions do not telescope adjust. Footrests adjust vertically in length on heavy duty extension tubes. 6.5" Heavy Duty Extensions SP3-36403 \$ 66 Note: Heavy duty extensions do not telescope adjust. Footrests adjust vertically in length on heavy duty extension tubes. High Mount Brackets SP3-36407 \$ 102 Note: Includes flip-up mounting hardware for future growth adjustment. Note: Not available with all 75° hangers.			Single Post Height Adjustable, Removable - Short (E0973) SP3-38217 \$ 265 Single Post Height Adjustable, Removable - Tall (E0973) SP3-38203 \$ 265 Note: Not available with ANY clothing guard accessory. Desk Length Pads SP3-38213 n/c Full Length Pads SP3-38214 n/c Specify Seat Rail to Top of Armrest Measurement _____"		
Specify Knee to Heel Measurement _____" (see matrix page) Armrests and Armrest Pads Omit Armrests SP3-38209 Back Post Mounted Armrests Note: Flip-Back armrests length is measured from the front of the backpost tube to the end of the armrest with foam wrap pad installed.			Front Wheels - Casters Omit Caster Wheels SP3-34333 3" Polyurethane SP3-34888 \$ 56 3" Polyurethane Light-Up SP3-34111 \$ 56 Note: 3" casters recommended for low seat to floor heights. 4" Polyurethane SP3-40000 \$ 66 4" Polyurethane Light-Up SP3-41000 \$ 101 4" x 1.4" Poly, Aluminum Mag SP3-43000 \$ 92 5" x 1" Poly, Plastic Mag SP3-34555 n/c 5" Polyurethane Light-Up SP3-35050 \$ 101 5" x 1.5" Poly, Plastic Mag SP3-34222 \$ 87 5" x 1.4" Poly, Aluminum Mag SP3-42000 \$ 92 6" x 1" Poly, Plastic Mag SP3-34666 n/c 6" x 1.5" Poly, Plastic Mag SP3-34999 \$ 87 6" x 1.4" Poly, Aluminum Mag SP3-44000 \$ 92 6" x 2" Poly with Tread SP3-34444 \$ 92 6" x 1" Pneumatic Plastic Mag (E2214/E2215) SP3-34667 \$ 77 7" x 1" Poly, Plastic Mag SP3-34777 \$ 77 7" x 2" Polyurethane SP3-34200 \$ 118 Note: All 7" casters not available with all 12" rear wheels and Hand Activated Drum Brake / Wheel Lock.		
10.5" Long Flip-Back SP3-38204 n/c Note: Full length pad on 13.5" or longer armrests only. 13.5" Long Flip-Back SP3-38202 n/c Note: Full length pad on 13.5" or longer armrests only. 10.5" Long Flip-Back Locking (E0973) SP3-38201 \$ 245 Note: Full length pad on 13.5" or longer armrests only. 13.5" Long Flip-Back Locking (E0973) SP3-38200 \$ 245 Note: Full length pad on 13.5" or longer armrests only. 10.5" to 13.5" Long Flip-Back, Telescoping (E0973) SP3-38208 \$ 240 Note: Full length pad on 13.5" or longer armrests only. 10.5" to 13.5" Long Flip-Back Locking, Telescoping (E0973) SP3-38210 \$ 265 Note: Full length pad on 13.5" or longer armrests only. 17" to 20" Long Flip-Back Locking, Telescoping (E0973) SP3-38215 \$ 265			Caster Stem Spacer - 0.75" SP3-34778 n/c Rear Wheels - Tires - Accessories Note: All wheel selections include Freedom Designs' Patented Double Locking Safety Axles. Omit Rear Wheels and Axles SP3-31524 Mag Wheels 12" Low Profile Poly Mag (E2218) SP3-31526 \$ 36 Note: Not available with any foot/hand activated brake/wheel lock system. Note: Not available with airless inserts. Note: All 7" casters not available with all 12" rear wheels and Hand Activated Drum Brake / Wheel Lock. 12" Semi Pneumatic Plastic Mag (K0069) SP3-31523 \$ 168 Note: Not available with airless inserts. Note: All 7" casters not available with all 12" rear wheels and Hand Activated Drum Brake / Wheel Lock. 12" Pneumatic Plastic Mag SP3-31525 n/c 12" Airless Inserts (E2213) SP3-31019 \$ 77 Note: All 12" wheels not available with all handrims. Note: All 7" casters not available with all 12" rear wheels and Hand Activated Drum Brake / Wheel Lock.		
Foam Wraps - Standard SP3-38216 n/c Desk Length Pads SP3-38213 n/c Full Length Pads SP3-38214 n/c Note: Full length pad on 13.5" or longer armrests only.			SP3 Rider Weight Capacity is 250 lbs.		

Date: _____ PO# _____ Marked For: _____

Description	Part No.	Retail	Description	Part No.	Retail
Rear Wheels - Tires - Accessories (continued)			Rear Wheels - Tires - Accessories (continued)		
16" Pneumatic Plastic Mag	SP3-31530	\$ 41	20" Pneumatic Spoke Wheel with Aluminum Handrim	SP3-31540	\$ 204
16" Airless Inserts (E2213)	SP3-31020	\$ 77	20" Airless Inserts (E2213)	SP3-31022	\$ 77
16" Aluminum Handrims	SP3-31014	\$ 169	Note: Not available with Hand Activated Drum Brake / Wheel Lock. Note: 20", 22" & 24" spoke wheels not available plastic coated handrims.		
Note: 16" mag wheels not available with plastic coated handrims.			22" Pneumatic Spoke Wheel with Aluminum Handrim	SP3-31541	\$ 204
18" Pneumatic Plastic Mag	SP3-31533	\$ 41	22" Airless Inserts (E2213)	SP3-31023	\$ 77
18" Airless Inserts (E2213)	SP3-31021	\$ 77	Note: Not available with Hand Activated Drum Brake / Wheel Lock. Note: 20", 22" & 24" spoke wheels not available plastic coated handrims.		
18" Aluminum Handrims	SP3-31015	\$ 169	24" Pneumatic Spoke Wheel with Aluminum Handrim	SP3-31542	\$ 204
Note: 18" mag wheels not available with plastic coated handrims.			24" Airless Inserts (E2213)	SP3-31024	\$ 77
20" Pneumatic Plastic Mag with Aluminum Handrim	SP3-31527	n/c	Note: Not available with Hand Activated Drum Brake / Wheel Lock. Note: All 24" wheels not available with X-Small frame. Note: All 24" wheels only with 3", 4" or 5" casters and Small frame.		
20" Airless Inserts (E2213)	SP3-31022	\$ 77	Omit Handrims from 20", 22" or 24" Wheels	SP3-31006	
20" Plastic Coated Handrims	SP3-31016	\$ 119	Natural Fit Handrims, Super Grip -22" Spoke wheel	SP3-31009	\$ 347
22" Pneumatic Plastic Mag with Aluminum Handrim	SP3-31528	n/c	Natural Fit Handrims, Super Grip -24" Spoke wheel	SP3-31010	\$ 347
22" Airless Inserts (E2213)	SP3-31023	\$ 77	Wheel Locks		
22" Plastic Coated Handrims	SP3-31017	\$ 119	Push to Lock - Standard	SP3-31501	n/c
24" Pneumatic Plastic Mag with Aluminum Handrim	SP3-31529	n/c	Pull to Lock	SP3-31506	n/c
24" Airless Inserts (E2213)	SP3-31024	\$ 77	Extension Handles (E0961)	SP3-31801	\$ 61
24" Plastic Coated Handrims	SP3-31018	\$ 119	Hand Activated Brake and Wheel Lock System (E2228)	SP3-31521	\$ 700
Note: All 24" wheels not available with X-Small frame. Note: All 24" wheels only with 3", 4" or 5" casters and Small frame.			Note: Includes manual wheel locks to be used with public transportation. Note: Not available with 12" mag wheels with low pro poly tires. Note: Used to control direction, speed, brake and lock wheels. Note: Activation handles are mounted to the back post push handles.		
Omit Handrims from 20", 22" or 24" Wheels	SP3-31006		Anti-Tippers		
Natural Fit Handrims, Super Grip - 24" Mag wheel	SP3-31008	\$ 347	Anti-Tip Assembly - Fixed (E0971)	SP3-31600	\$ 97
Spoke Wheels			Anti-Tip Assembly - Swing-Away (E0971)	SP3-31602	\$ 97
16" Grey Pneumatic Tire & Silver Spoke Aluminum Wheel	SP3-31534	n/c	Note: Not available with Reverse Configuration Frame.		
Note: Rim, hub & spokes are anodized silver.			Seat Pan Options		
16" Airless Inserts (E2213)	SP3-31020	\$ 77	Fixed Solid Seat Pan - Bolteron (E2231)	SP3-39006	\$ 150
16" Silver Aluminum Handrim	SP3-31030	\$ 77	Note: Not available with folding frame.		
16" Black Plastic Coated Handrim	SP3-31032	\$ 77	Fixed Solid Seat Pan - Aluminum (E2231)	SP3-39030	\$ 170
Note: 16" & 18" spoke wheels do not include handrims.			Note: Fixed Seat Pan raises the effective seat to floor height by 1/2". Note: Not available with folding frame.		
16" Black Pneumatic Tire & Black Spoke Aluminum Wheel	SP3-31535	n/c	Removable Solid Seat Pan - Bolteron (E2231)	SP3-39012	\$ 170
Note: Rim, hub & spokes are anodized black.			Removable Solid Seat Pan - Aluminum (E2231)	SP3-39032	\$ 255
16" Airless Inserts (E2213)	SP3-31020	\$ 77	Note: Removable Seat Pan raises the effective seat to floor height by 5/8". Note: Aluminum Removable Solid Seat Pan adjusts 2" in width by mounting hardware. Note: Removable solid seat pan includes 4-points of EZ-Lite mounting hardware. Note: All seat pans include 2" x 2" notches for growth adjustment. Note: All seat pans made to fit frame dimensions unless specified below.		
16" Black Aluminum Handrim	SP3-31031	\$ 77	Seat Width _____" X Seat Depth _____"		
16" Black Plastic Coated Handrim	SP3-31032	\$ 77	SP3 Rider Weight Capacity is 250 lbs.		
Note: 16" & 18" spoke wheels do not include handrims.			Page 4 of 5		
18" Grey Pneumatic Tire & Silver Spoke Aluminum Wheel	SP3-31537	n/c	SP3		
Note: Rim, hub & spokes are anodized silver.			C€		
18" Airless Inserts (E2213)	SP3-31021	\$ 77	WOSP3 012017		
18" Silver Aluminum Handrim	SP3-31034	\$ 77			
18" Black Plastic Coated Handrim	SP3-31036	\$ 77			
Note: 16" & 18" spoke wheels do not include handrims.					
18" Black Pneumatic Tire & Black Spoke Aluminum Wheel	SP3-31538	n/c			
Note: Rim, hub & spokes are anodized black.					
18" Airless Inserts (E2213)	SP3-31021	\$ 77			
18" Black Aluminum Handrim	SP3-31035	\$ 77			
18" Black Plastic Coated Handrim	SP3-31036	\$ 77			

Date: _____ PO# _____

Marked For: _____

Description	Part No.	Retail
Accessories		
Clothing Guards – Fabric Note: Not available with ANY single post armrests.	SP3-CGF	\$ 71
Clothing Guards – Quick-Release, Rigid Note: Not available with ANY single post armrests.	SP3-CGR	\$ 122
Medical Necessities Pouch Note: Black nylon.	SP3-23207	\$ 68
Footrest Hanger Pads - Pair Note: Wrap-around pads made from black neoprene.	SFDI-9HP	\$ 92
Frame Pads - Pair Note: Wrap-around pads made from black neoprene. Note: Typically used to pad exposed back post tubes.	10911-2	\$ 82
Flip-Down Rigidizing Bar Note: Mounts to back post tubes to add rigidity to frame. Note: Does NOT adjust in width to grow with frame.	SP3-23210	\$ 129
Freedom Backpack Note: Black Nylon only with Freedom Designs logo. Note: Monogramming is not available on Freedom Backpack.	SP3-10900	\$ 56
Freedom Canopy - Flip-Back Note: Canopy assembly includes removable mounting hardware. Note: Canopy is available in black only with Freedom Designs logo. Note: Canopy includes rear flap with zippered storage pocket. Note: Canopy includes clear-view window.	SP3-10905	\$ 128
Anterior Support Surfaces – (Trays)		
3/8" Lexan Tray - Channel Bracket Hardware	(E0950) 08-2000	\$ 271
3/8" Lexan Tray - Adjustable Knob Hardware & Ribs	(E0950) 08-6000	\$ 219
1/4" Lexan Tray - EZ Lite Channel Hardware & Ribs	(E0950) 08-13000	\$ 183
1/4" Lexan Tray - Hook & Loop Straps	(E0950) 08-16000	\$ 106

Freedom Designs Armrest Heights			
Armrest and Pad	Foam	Desk	Full
Flip Back	6.5" - 11.5"	7.5" - 12.5"	7.5" - 12.5"
Flip Back Locking	6.5" - 11.5"	7.5" - 12.5"	7.5" - 12.5"
Telescoping Flip Back	6.5" - 11.5"	7.5" - 12.5"	7.5" - 12.5"
Flip Back Locking Telescoping	6.5" - 11.5"	7.5" - 12.5"	7.5" - 12.5"
Single Post Height Adj. Short	N/A	8" - 14"	8" - 14"
Single Post Height Adj. Tall	N/A	10" - 16"	10" - 16"
Dual Post Fixed Height	N/A	9.5"	9.5"
Dual Post Flip Back Height Adj.	N/A	9" - 13"	9" - 13"
Note: All heights from top of seat frame to top of armrest pad.			

HCPCS CODES are provided based on verification through PDAC or our interpretation of the code definitions. The use of HCPCS codes does not ensure coverage or payment. For coverage information, verify the appropriate payer's coverage policy.

Choose Seat to Floor Height _____"
Note: Use chart to determine seat to floor height. Seat to floor height determined by frame type, rear wheels, and front caster size.
Note: Caster sizes vary slightly in height by type.
Note: Seat to floor heights are approximate, and are impacted by wheel type, caster size and braking choice. Heights can vary +/- 3/8".
Note: Seat pan choice increases seat rail to floor height 3/8" to 3/4".

SP3 Wheel / Caster Seat to Floor Heights

Wheel	Caster	Height	Arc Over Rail
12"	3"	12.5"-13"	0"
12"	4"	13.5"	0"
12"	5"	15.5"	0"
12"	6"	16"	0"
16"	3"	11.5"-13"	4.5"-3"
16"	4"	12"-12.5"	4"-3.5"
16"	5"	12.5"-13"	3.5"-3"
16"	6"	13"-13.5"	3"-2.5"
16"	7"	13.5"-14"	2.5"-2"
18"	3"	12.5"-14"	5.5"-4"
18"	4"	14"	4.5"
18"	5"	14.5"	3.5"
18"	6"	15"	3"
18"	7"	15.5"	2.5"
20"	3"	14.5"-15"	5.5"-5"
20"	4"	13.5"	5"
20"	5"	14"-16"	6"-4"
20"	6"	15.5"-16"	4.5"-4"
20"	7"	16.5"	3.5"
22"	3"	14"	8"
22"	4"	14.5"-15.5"	7.5"-6.5"
22"	5"	15"-16"	7"-6"
22"	6"	15.5"-17"	6.5"-5"
22"	7"	16.5"-17"	5.5"-5"
24"	3"	14.5"	9.5"
24"	4"	15"-16"	9"-8"
24"	5"	15.5"-16.5"	8.5"-7.5"
24"	6"	16"-17"	8"-7"
24"	7"	16.5"-17.5"	7.5"-7"

Footrest / Extension Lengths					
Extension/Hanger	75° Pop	75° Lch	90° Pop	90 °Lch	ELR (90°)
Hanger Only	6"-8"	5.5"-8.5"	4"-8"	4"-8"	6"-10"
High Mount	N/A	N/A	1.5"-3"	N/A	N/A
4.5" H D Ext.	9"-12"	9.5"-12.5"	9"-12"	9"-12"	13"-15"
6.5" H D Ext.	9"-15"	9.5"-15.5"	9"-15"	9"-15"	N/A
4" Adjustable	10"-13"	9.5"-12.5"	11"-13"	10"-13"	N/A
6" Adjustable	12"-15"	10.5"-14.5"	13"-15"	12"-15"	N/A
8" Adjustable	14"-17"	12.5"-16.5"	N/A	N/A	N/A

MAPS Footrest / Extension Lengths					
Extension/Hanger	75° Pop	75° Lch	90° Pop	90 °Lch	ELR (90°)
Hanger Only	5.5"-7.5"	5"-8"	5.5"-7.5"	4.5"-7.5"	4.5"- 8.5" & 11.5"
High Mount	N/A	N/A	N/A	N/A	N/A
4.5" H D Ext.	8.5"-11.5"	9"-12"	8.5"-11.5"	8.5"-11.5"	12.5"-15.5"
6.5" H D Ext.	8.5"-13.5"	9"-14"	8.5"-13.5"	8.5"-13.5"	N/A
4" Adjustable	8.5"-11.5"	9"-12"	9.5"-11.5"	8.5"-11.5"	N/A
6" Adjustable	10.5"-13.5"	10"-14"	11.5"-13.5"	8.5"-13.5"	N/A
8" Adjustable	12.5"-15.5"	12"-16"	N/A	N/A	N/A

Note: Length from top of footrest plate to top of seat rail.
Note: Without extensions bottom hanger hole not accessible for hardware.
Note: Heavy duty extensions do not telescope adjust. Footrests adjust vertically in length on heavy duty extension tubes.

SP3 Rider Weight Capacity is 250 lbs.