




# Silhouette<sup>®</sup> Custom Basic



## Thank you for using Invacare eForms.

Invacare is pleased to offer you an upgraded solution to your ordering process. Our enhanced order forms allow you to fill out a form electronically, print and fax the form, save and email\* it to Customer Service, or maintain the business practices that work for you today. The format has been revised to reveal a cleaner look with electronic selection and input functions.

For additional information please visit [www.invacare.com/eForms](http://www.invacare.com/eForms)



## Adobe Acrobat Reader DC

\* Interactive functions of our new forms work best with the latest version of Adobe Acrobat Reader DC visit <https://get.adobe.com/reader/> to download and install on your PC or Mac or visit Google Play/ iTunes to download the Adobe Acrobat Reader DC app for your device.

### Save

---

Adobe Acrobat Reader DC allows you to save this form with your content - to complete later or use as a starting point for your next form.

Please note that content must be added and saved in Acrobat - saving content from completed forms in the browser may not be possible.

### Submit

---

Adobe Acrobat Reader DC allows you to submit this form electronically via your email client.

Simply click the submit button below and step through the simple process.

### Print

---

If you do not have access to Adobe Acrobat Reader DC simply print this form and complete it by hand and fax it to our Customer Service Department at:

**800-834-4153**



# Account Information

Request Type:      Quote                      Order

Date: \_\_\_\_\_

Account #: \_\_\_\_\_

Company: \_\_\_\_\_

SHIP TO  
Name: \_\_\_\_\_

Address: \_\_\_\_\_

City: \_\_\_\_\_ State: \_\_\_\_\_ Zip: \_\_\_\_\_

Country: \_\_\_\_\_

Purchase Order #: \_\_\_\_\_

CONTACT  
Name: \_\_\_\_\_

Back Up Contact: \_\_\_\_\_

Phone: \_\_\_\_\_

Email: \_\_\_\_\_

Comments: \_\_\_\_\_

# Wheelchair Information

Brand: \_\_\_\_\_

Model: \_\_\_\_\_

Width: \_\_\_\_\_

Depth: \_\_\_\_\_

**TO BE SUCCESSFUL!**

Send your Quote #/P.O. #, Completed Order Form, 3D CLIP Image, all with matching client reference information.

Before fabrication can start we must receive all of this information.

For best results of fit and function please mold the patient's shape as close to the time of ordering as possible.

# Patient Information

Male      Width at Chest: \_\_\_\_\_

Female      Width at Hips: \_\_\_\_\_

Mark For\*: \_\_\_\_\_

\* Do not provide the patient's name.

# On Chair Information (Cushions mounted directly to your chair before shipping)

Chair orders must be placed with the correct company and relay quote # to Pindot

## INVACARE

Invacare to mount cushions to NEW Invacare Chair (ProSpin™, Solara™ 3G)

When ordering email this order form and Invacare Chair order form to:  
elyriacustomseating@invacare.com or provide quote # below:

Quote#: \_\_\_\_\_

## FREEDOM DESIGNS

Freedom Designs to mount cushions to NEW Freedom Designs Chair

If a Freedom Designs chair quote is to be converted please call 1-800-331-8551.

Cushions will be drop shipped to Freedom Designs.

Quote/PO#: \_\_\_\_\_



### MOTION CONCEPTS

Motion Concepts to mount cushions to NEW Motion Concepts Chair

If a Motion Concepts chair quote is to be converted please call 1-888-433-6818.

Cushions will be drop shipped to Motion Concepts.

Quote/PO#: \_\_\_\_\_

## Seat Cushion HCPCS E2609

### SEAT CUSHION DIMENSIONS (SCBSC - \$1820)

#### Cushion Measurements

Width<sup>(1)(2)</sup>: \_\_\_\_\_ "

Depth<sup>(1)(2)</sup>: \_\_\_\_\_ "

Measurement of the client plus 1"

- 1. Variable from 8" to 26" Wide
- 2. Seat cushion 21" or greater, additional \$75 cost applies

### SEAT CUSHION BASE FOAM OPTIONS

Soft Foam

Firm Foam

### SEAT CUSHION OVERLAY OPTIONS (OPTIONAL)

- VF05 1/2" Visco Foam ..... \$317
- VF01 1" Visco Foam ..... \$403

### SEAT CUSHION SOFT SPOT OPTIONS (OPTIONAL)

- CM09 Softspot - Standard Foam .....Qty: \_\_\_\_\_ .....\$230  
Depth (1/2" - 1"): \_\_\_\_\_ "
- CM09V Softspot - Visco Foam .....Qty: \_\_\_\_\_ .....\$317  
Depth (1/2" - 1"): \_\_\_\_\_ "
- CM30 Recess Only .....Qty: \_\_\_\_\_ .....\$317  
Depth (1/2" - 2"): \_\_\_\_\_ "

### SEAT CUSHION COVERING OPTIONS (MUST CHOOSE ONE - \$115)

#### Select Fabric Cover

- |                      |                                |                              |                                 |
|----------------------|--------------------------------|------------------------------|---------------------------------|
| CMP Polartek         | DT-2R Dartex Reversed          | L-14 Red Neoprene Lycra      | L-20 Blue Neoprene Lycra        |
| CMS Lycra            | L-05 Black Neoprene Lycra      | L-15 Teal Neoprene Lycra     | L-23 Green Neoprene Lycra       |
| CMD Darlexx          | L-06 Gray Neoprene Lycra       | L-18 Purple Neoprene Lycra   | L-24 Spacer Mesh <sup>(1)</sup> |
| DT-2 Dartex Standard | L-13 Light Blue Neoprene Lycra | L-19 Burgundy Neoprene Lycra |                                 |

HCPCS codes are not intended to be, nor should be considered billing or legal advice. Providers are responsible for determining the appropriate billing codes when submitting claims to the Medicare Program and should consult an attorney or other advisor to discuss specific situations in further detail.

Prices subject to change

#### Additional

- SO90 Leg Length Discrepancy .....\$87
- Shorten Left Leg By: \_\_\_\_\_ " Shorten Right Leg By: \_\_\_\_\_ "

Longer Leg will be indicated by the overall cushion length

- SO16 Growth Style .....\$87
- Length: \_\_\_\_\_ " + Growth: \_\_\_\_\_ " = \_\_\_\_\_ " Total Length

For 2-tone fabric selection indicate surface: Contact: \_\_\_\_\_ Non-Contact: \_\_\_\_\_



Cover Style

Drawstring.....NC

Zipper w/Velcro Bottom..... Standard

2-Piece w/Velcro bottom.....NC

Zipper w/out Velcro Bottom.....NC

1. Spacer Mesh is only an A-Surface option

SEAT CUSHION ADDITIONAL COVERS (OPTIONAL)

Cover

SO25 Additional Cover.....Qty: \_\_\_\_\_ \$242

Contact: \_\_\_\_\_ Non-Contact: \_\_\_\_\_

SO40 Inner Moisture Resistant Zipper Cover..... \$242

Cover Style

Drawstring.....NC

2-Piece w/Velcro bottom.....NC

Zipper w/Velcro Bottom..... Standard

SEAT CUSHION MOUNTING OPTIONS<sup>(1)</sup>

CM06T Wood Mount w/T-nuts.....\$322

Specify T-nut Pattern: \_\_\_\_\_

CM06 Wood Mount w/out T-nuts..... \$242

TFNP New Pindot Pan.....\$322

CTPN Cut Pan..... \$98

TFEP Existing Pindot Pan.....NC

Specify Width: \_\_\_\_\_ " Specify Height: \_\_\_\_\_ "

1. If no mounting selected, cushion will have velcro on bottom

SEAT CUSHION MOUNTING HARDWARE OPTIONS

OCMK01 1" J & L Brackets<sup>(1)</sup>..... \$242

OCMK78 7/8" J & L Brackets<sup>(1)</sup>..... \$242

HWWMK01 1" Wood Mounting Kit<sup>(2)</sup> (Flush Mount).....\$282

HWWMK78 7/8" Wood Mounting Kit<sup>(2)</sup> (Flush Mount)..... \$282

HWPMK01 1" Pan Mounting Kit<sup>(3)</sup> (Flush Mount).....\$282

HWPMK78 7/8" Pan Mounting Kit<sup>(3)</sup> (Flush Mount)..... \$282

FDI-538 Econo-Eze Kit (Seat & Back)<sup>(2)</sup>.....\$805

OMIT Omit Hardware.....NC

- 1. Rail cut recommended
- 2. Wood mount required
- 3. Pan mount required

SEAT CUSHION MODIFICATIONS

S075 Rail Cut (2" deep std).....\$87

Rail Cut Finished Width: \_\_\_\_\_ "

S077 Undercut.....\$87

Width: \_\_\_\_\_ "

CM12 Pelvic Strap Notches.....Qty: \_\_\_\_\_ \$127

CM20 Strap Slots 1/2" x 1 1/2" std.....Qty: \_\_\_\_\_ \$219

VH02 Vent Holes.....Qty: \_\_\_\_\_ \$288

S092 Solid Wood Insert.....\$81

CM33 Crossbrace (6"x 6"x 2" std)..... \$161

Additional Global Deepening..... "

Shift Contour.....Left: \_\_\_\_\_ "

Right: \_\_\_\_\_ "

Radius

1"	3"
2"	4" Standard

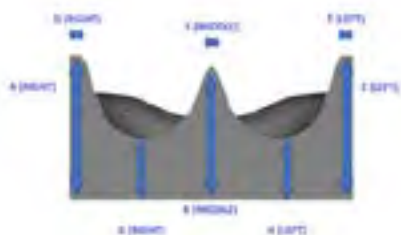
Wedge

Front to Back (for Anti-Thrust).....	"
Back to Front (for Dump).....	"
Left to Right (right lower obliquity) .....	"
Right to Left (left lower obliquity) .....	"

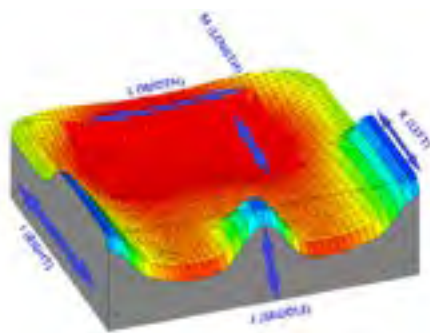
Seat

Female/Male	Dimensions
Width Size	8" to 26" (increase by 0.5" increments)
Depth Size	8" to 26" (increase by 0.5" increments)

Cushion has a minimum thickness of 1.5"
Recess changes minimum thickness to 2"



Letter	Dimension Range	Finished Dimension
A (Right)	2" to 7" (increased by increments of 0.5" each)	
B (Middle)	2" to 7" (increased by increments of 0.5" each)	
C (Left)	2" to 7" (increased by increments of 0.5" each)	
D (Right)	1" to 7" (increased by increments of 0.5" each)	
E (Middle)	1" to 7" (increased by increments of 0.5" each)	
F (Left)	1" to 7" (increased by increments of 0.5" each)	
G (Left)	2" to 7" (increased by increments of 0.5" each)	
H (Left)	2" to 7" (increased by increments of 0.5" each)	
Overlay adds additional thickness by increments of 0.5" to 1"		
If a section/sections is not filled in, cushion will be designed at Designers discretion.		



Letter	Dimension Range	Finished Dimension
I (Right)	1" to 26" (increased by increments of 0.5" each) or full length of cushion	
J (Middle)	1" to 26" (increased by increments of 0.5" each) or full length of cushion (front to back)	
K (Left)	1" to 26" (increased by increments of 0.5" each) or full length of cushion	
L (Width)	5" to 21" (increased by increments of 0.5" each)	
M (Length)	5" to 21" (increased by increments of 0.5" each)	
If a section/sections is not filled in, cushion will be designed at Designers discretion.		



# Back Cushion HCPCS E2617

## BACK CUSHION DIMENSIONS (SCBBC - \$1820)

### Cushion Measurements

Width<sup>(1)(2)</sup>: \_\_\_\_\_ "

Depth<sup>(1)(2)</sup>: \_\_\_\_\_ "

Measurement of the client prior to filling gap.  
This will be your overall cushion height.

### Additional

SO17 Fill Gap .....NC

Client Measurement: \_\_\_\_\_ " + Gap: \_\_\_\_\_ " = \_\_\_\_\_ " Total Height

- 1. Variable from 8" to 26" Wide
- 2. Back cushion 21" or greater, additional \$75 cost applies

## BACK CUSHION BASE FOAM OPTIONS

Soft Foam

Firm Foam

## BACK CUSHION OVERLAY OPTIONS (OPTIONAL)

VF05 1/2" Visco Foam ..... \$317

VF01 1" Visco Foam ..... \$403

SF05 1/2" Medium Density Foam .....\$230

SF01 1" Medium Density Foam .....\$288

## BACK CUSHION SOFT SPOT OPTIONS (OPTIONAL)

CM09 Softspot - Standard Foam .....Qty: \_\_\_\_\_ .....\$230

Depth (1/2" - 1"): \_\_\_\_\_ "

CM09V Softspot - Visco Foam .....Qty: \_\_\_\_\_ .....\$317

Depth (1/2" - 1"): \_\_\_\_\_ "

## BACK CUSHION RECESS OPTIONS (OPTIONAL)

CM30 Recess Only .....Qty: \_\_\_\_\_ .....\$317

Depth (1/2" - 2"): \_\_\_\_\_ "

CM30G Silicone Pad .....\$317

## BACK CUSHION COVERING OPTIONS (MUST CHOOSE ONE - \$115)

### Select Fabric Cover

CMP Polartek

DT-2R Dartex Reversed

L-14 Red Neoprene Lycra

L-20 Blue Neoprene Lycra

CMS Lycra

L-05 Black Neoprene Lycra

L-15 Teal Neoprene Lycra

L-23 Green Neoprene Lycra

CMD Darlexx

L-06 Gray Neoprene Lycra

L-18 Purple Neoprene Lycra

L-24 Spacer Mesh<sup>(1)</sup>

DT-2 Dartex Standard

L-13 Light Blue Neoprene Lycra

L-19 Burgundy Neoprene Lycra

For 2- tone fabric selection indicate surface: Contact: \_\_\_\_\_

Non-Contact: \_\_\_\_\_

### Cover Style

Drawstring.....NC

Zipper w/Velcro Bottom..... Standard

2-Piece w/Velcro bottom .....NC

Zipper w/out Velcro Bottom .....NC

1. Spacer Mesh is only an A-Surface option

### BACK CUSHION ADDITIONAL COVERS (OPTIONAL)

#### Cover

S015 Additional Cover .....Qty: \_\_\_\_\_ \$242

Contact: \_\_\_\_\_ Non-Contact: \_\_\_\_\_

S040 Inner Moisture Resistant Zipper Cover ..... \$242

### MONOGRAM (OPTIONAL)

Include Monogram ..... \$75

Include on Additional Covers ..... \$75

#### Font Style

#### Font Color

Block	White	Blue
Cursive	Pink	Yellow
	Teal	Red

### BACK CUSHION MOUNTING OPTIONS

(OPTIONAL - IF NONE SELECTED, CUSHION WILL HAVE VELCRO ON BOTTOM)

SFK30 Kwik Fit Mounting shell w/ hardware<sup>(1)(2)(3)</sup> .....\$400

Specify Width (Variable 12" to 24"): \_\_\_\_\_ "

1. KwikFit Mounting for Backs will fit between the wheelchair canes.
2. Cushion and Shell will be made 2 1/2" smaller than the wheelchair width indicated.
3. Standard KwikFit Mounted Back will have a 2" curved top.

TFCS To Fit Shell<sup>(5)</sup> ..... \$87

ELITE Matrix Elite Shell<sup>(1)(2)(5)</sup> .....\$633

ELITE TR Matrix Elite TR Shell<sup>(3)(4)(5)</sup> .....\$633

ELITE PB Matrix Elite PB Shell<sup>(3)(4)(5)</sup> .....\$633

1. Standard Widths: 12"-20" - Heights: 10"-20"
2. Heavy-Duty Widths: 20"-30" - Heights: 16"-20". Heavy duty shell SLP \$720. May have to ship separately.
3. Standard Widths: 15"-20" - Heights: 14"-20"
4. Heavy-Duty Widths: 21"-24" - Heights: 16"-20". Heavy duty shell SLP \$720. May have to ship separately.
5. The Zipper with Velcro cover is required when mounting in shell. TFCS for \$75 will be added.

### BACK CUSHION MOUNTING HARDWARE OPTIONS

OCMK01 1" J & L Brackets<sup>(1)</sup> .....\$242

OCMK78 7/8" J & L Brackets<sup>(1)</sup> .....\$242

HWWMK01 1" Wood Mounting Kit<sup>(2)</sup> (Flush Mount) ..... \$282

HWWMK78 7/8" Wood Mounting Kit<sup>(2)</sup> (Flush Mount) .....\$282

HWPMK01 1" Pan Mounting Kit<sup>(3)</sup> (Flush Mount) ..... \$282

#### Cover Style

Drawstring.....NC

2-Piece w/Velcro Bottom .....NC

Zipper w/Velcro Bottom..... Standard

Zipper w/out Velcro Bottom .....NC

Fabrics Allowed: DT-2, DT-2R, CMS, CMD

#### Inscription

\_\_\_\_\_

10 Characters Max

CM06T Wood Mount w/T-nuts..... \$322

Specify T-nut Pattern: \_\_\_\_\_ Specify Headrest Pattern: \_\_\_\_\_

CM06 Wood Mount w/out T-nuts.....\$242

TFNP New Pindot Pan ..... \$322

TFEP Existing Pindot Pan .....NC

Specify Width: \_\_\_\_\_ " Specify Height: \_\_\_\_\_ "

PERMMH Matrix Back Interface (Permobil)<sup>(6)</sup> .....\$288

QUANMH Matrix Back Interface (Quantum)<sup>(6)</sup> .....\$288

QUIKMH Matrix Back Interface (Quickie)<sup>(6)</sup> .....\$288

6. Available when shell is ordered: Elite, Elite TR, Elite PB

HWPMK78 7/8" Pan Mounting Kit<sup>(3)</sup> (Flush Mount) .....\$282

FDI-596 Econo-Eze (4-point, Back)<sup>(2)</sup> .....\$686

OMIT Omit Hardware.....NC

HWABK Adjustable Mounting Hardware .....\$299

1. Rail cut recommended
2. Wood mount required
3. Pan Mount Required

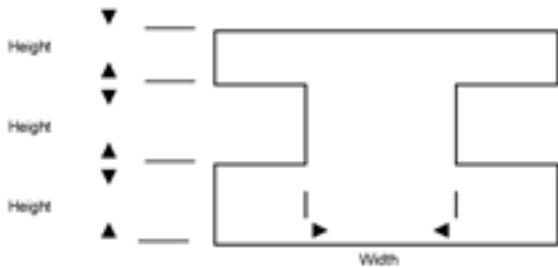
**BACK CUSHION MODIFICATIONS**

CM22 Rail Cut (2" deep std)..... \$75

Rail Cut Finished Width: \_\_\_\_\_"

Rail Cut to PinDot Pan..... \$87

Rail Cut to Kwik Fit ..... \$87



S076 I-Cut..... \$87

Bottom of Cushion to First Cut: \_\_\_\_\_"

Bottom of Cushion to Second Cut: \_\_\_\_\_"

Chest Width: \_\_\_\_\_"

CM20 Strap Slots 1/2" x 1 1/2" std .....Qty: \_\_\_\_\_ \$219

VH02 Vent Holes .....Qty: \_\_\_\_\_ \$288

S092 Solid Wood Insert..... \$81

**Accessories (Optional)**

LB07 Small Footplate (Pair).....\$271

LB08 Large Footplate (Pair) .....\$271

LT06 Legrest Tops (Pair).....\$271

SB05 Pelvic Belt..... \$52

PDSL M Swing Away Lateral Supports Medium ..... \$334

PDSL L Swing Away Lateral Supports Large..... \$334

TR40L Left Lap Tray Receptacle .....\$161

TR40R Right Lap Tray Receptacle.....\$161

GL10 Dial Links<sup>(1)</sup>.....\$288

HR15 Headrest Adaptor Plate<sup>(2)</sup>..... \$52

SMB01 Back Mounting Hardware Kit.....\$138

SMB03 Extended Mounting Bracket.....\$92

1. Seat angle must be > 105

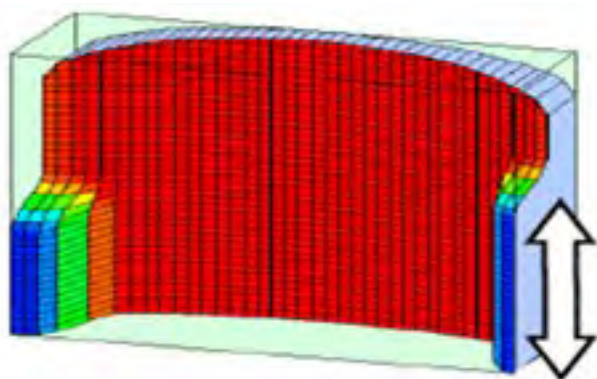
2. Will not work with Freedom T-nut pattern



# Back

Female/Male	Dimensions
Width Size	8" to 26" (increase by 0.5" increments)
Depth Size	8" to 26" (increase by 0.5" increments)

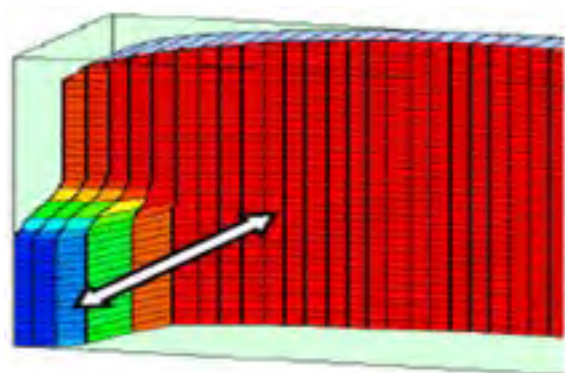
Cushion has a minimum thickness of 1.5"
Back Shell changes minimum thickness to 2"



Trunk Lateral Height:

Right: \_\_\_\_\_ "      Left: \_\_\_\_\_ "

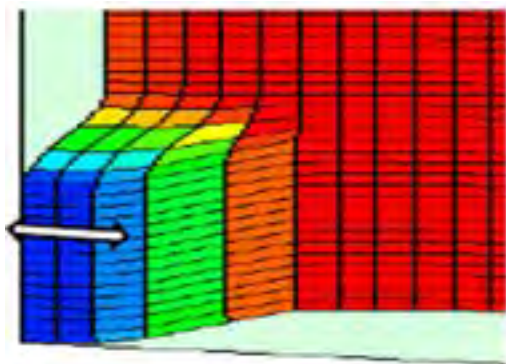
Trunk Lateral Height	
Right Side	1" to 26" (increased by increments of 0.5" each)
Left Side	1" to 26" (increased by increments of 0.5" each)
If a section/sections is not filled in, cushion will be designed at Designers discretion.	



Trunk Lateral Depth:

Right: \_\_\_\_\_ "      Left: \_\_\_\_\_ "

Trunk Lateral Depth	
1" to 7" (increased by increments of 0.5" each)	
Measured from the back of the cushion	
If a section/sections is not filled in, cushion will be designed at Designers discretion.	



Trunk Lateral Thickness:

Right: \_\_\_\_\_ "      Left: \_\_\_\_\_ "

Trunk Lateral Thickness	
1" to 26" (increased by increments of 0.5" each)	
If a section/sections is not filled in, cushion will be designed at Designers discretion.	



## Adobe Acrobat Reader DC

\* Interactive functions of our new forms work best with the latest version of Adobe Acrobat Reader DC visit <https://get.adobe.com/reader/> to download and install on your PC or Mac or visit Google Play/ iTunes to download the Adobe Acrobat Reader DC app for your device.

---

### Save

Adobe Acrobat Reader DC allows you to save this form with your content - to complete later or use as a starting point for your next form.

Please note that content must be added and saved in Acrobat - saving content from completed forms in the browser may not be possible.

---

### Submit

Adobe Acrobat Reader DC allows you to submit this form electronically via your email client.

Simply click the submit button below and step through the simple process.

---

### Print

If you do not have access to Adobe Acrobat Reader DC simply print this form and complete it by hand and fax it to our Customer Service Department at:

**800-834-4153**