



Yes, you can:



Seating & Positioning Diagrams Version 2

Clear Form

Email Form to Customer Service

2241 N Madera Rd Simi Valley, CA 93065 Phone: (800) 331-8551 Fax: (888) 582-1509 www.freedomdesigns.com email: customerservice@freedomdesigns.com

Date: _____ Buyer: _____ Quote Order Install Seating? PinDot Matrix

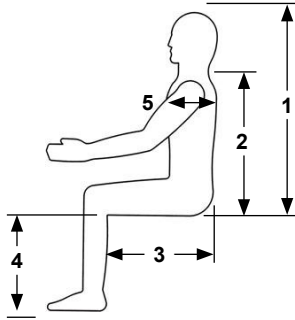
Company: _____ PO#: _____

Marked For: _____ Location: _____

Email: _____ Phone: _____

Supine

Left	Right
1 _____	_____
2 _____	_____
3 _____	_____
4 _____	_____
5 _____	_____

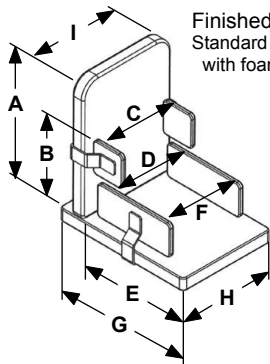
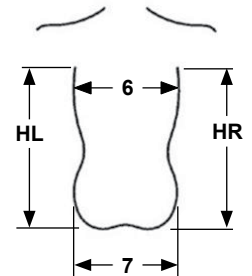


Sitting

Left	Right
1 _____	_____
2 _____	_____
Age _____	Weight _____
Head Circumference _____	
Foot Size: L _____ x W _____	

Supine

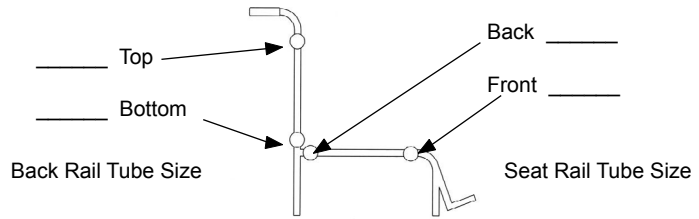
6 _____
7 _____
HL _____
HR _____



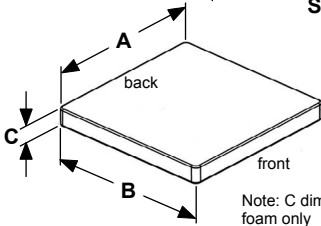
Finished Dimensions * Standard Cut is wood with foam rolled over

A _____
B _____
C _____
D _____
E _____
F _____
G _____
H _____
I _____

Chair Make _____	Chair Depth _____
Chair Width _____	Chair Back Height _____
Upholstery Color _____	
Contact _____	Non Contact _____



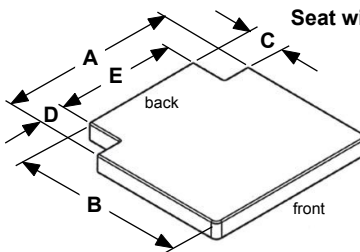
Solid Seat



A _____
B _____
C _____

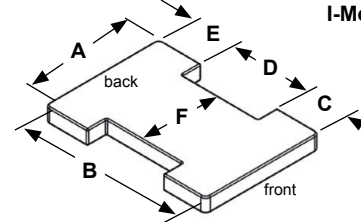
Note: C dimension includes foam only

Seat with Notches



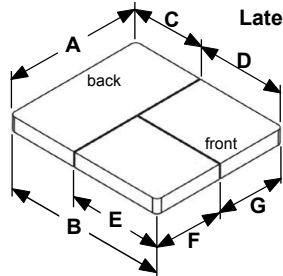
A _____
B _____
C _____
D _____
E _____
F _____

I-Mod on Seat



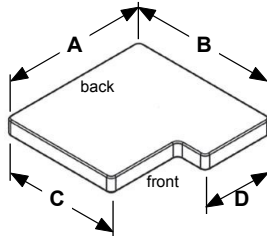
A _____
B _____
C _____
D _____
E _____
F _____

Laterally Split Seat



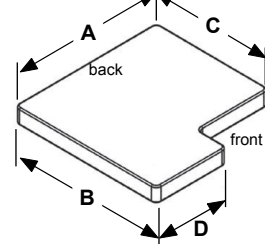
A _____
B _____
C _____
D _____
E _____
F _____
G _____

Asymmetrical - Long Left



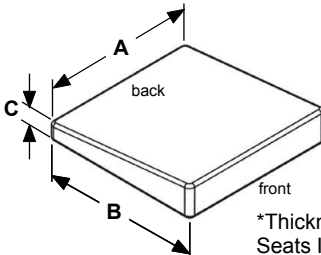
A _____
B _____
C _____
D _____

Asymmetrical - Long Right



A _____
B _____
C _____
D _____

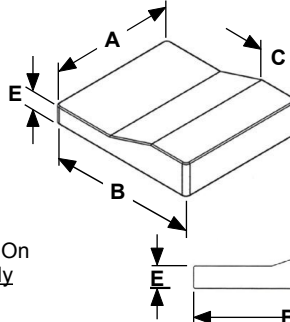
*Seat with Wedge



A _____
B _____
C _____
D _____

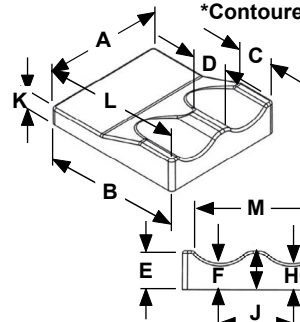
*Thickness Dimensions On Seats Include Foam Only

*Anti-Thrust Seat

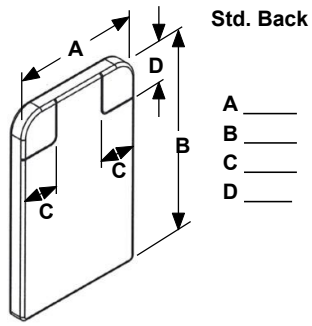


A _____
B _____
C _____
D _____
E _____

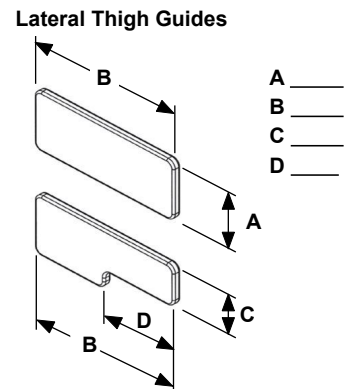
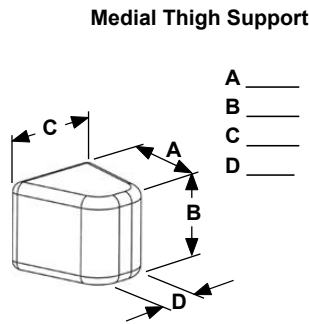
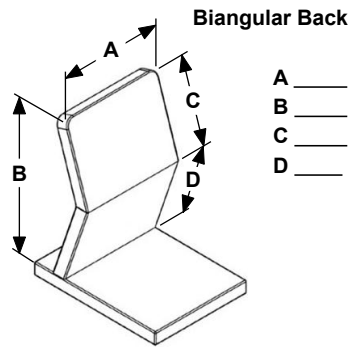
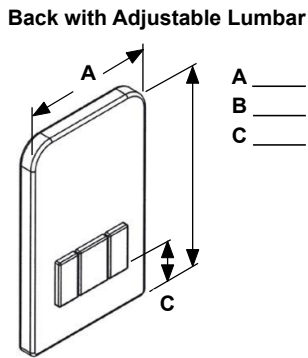
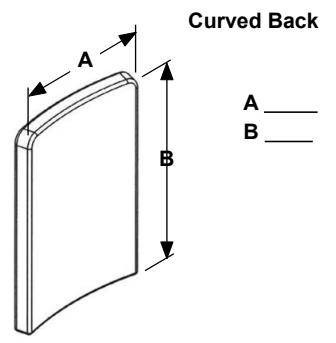
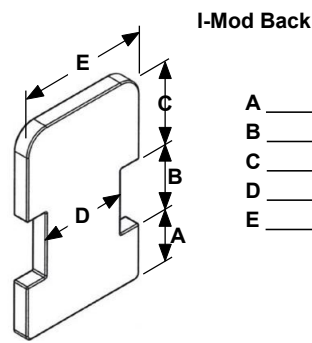
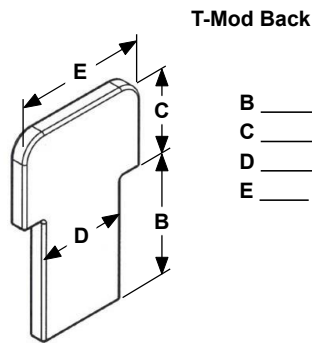
*Contoured Seat



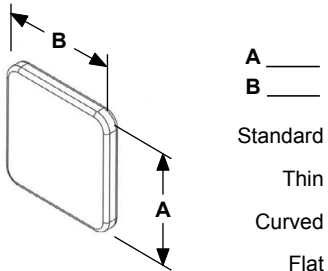
A _____
B _____
C _____
D _____
E _____
F _____
G _____
H _____
I _____
J _____
K _____
L _____
M _____



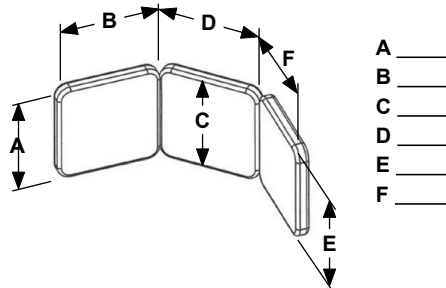
C & D Dimensions are for Scapular Cutouts D = Depth of Cutout



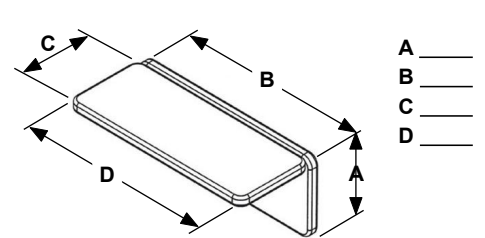
Lateral Thoracic Support



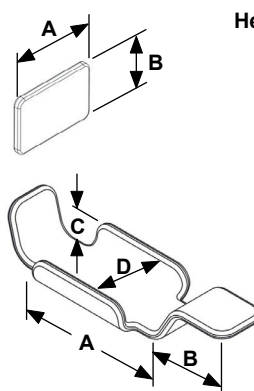
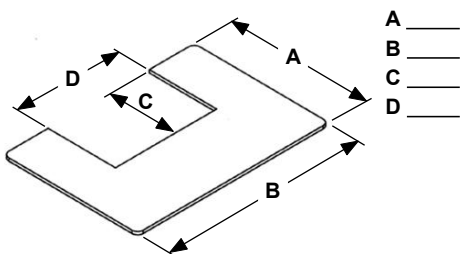
3 Piece Headrest Pads



Armrest - Thigh Support Combo



Tray / Lapboards



2 Pc. Single Leg Cradles

